



2020 ONE LUNGER 100
Snowmobile
Stock Qualifying Heat 1
Records



S Plate Driver's last nar Driver's first nar Lap Time

ANASTASIO

START				
22	ANASTASIO	Nicolas		
22	ANASTASIO	Nicolas	1	53.04
22	ANASTASIO	Nicolas	2	56.12
22	ANASTASIO	Nicolas	3	1:08.58
22	ANASTASIO	Nicolas	4	55.71
22	ANASTASIO	Nicolas	5	56.34
22	ANASTASIO	Nicolas	6	56.78
22	ANASTASIO	Nicolas	7	57.87
22	ANASTASIO	Nicolas	8	57.59
FINISH				
22	ANASTASIO	Nicolas	9	57.75


ANTANAVICH

START				
116	ANTANAVICH	Richard		
116	ANTANAVICH	Richard	1	50.64
116	ANTANAVICH	Richard	2	49.87
116	ANTANAVICH	Richard	3	49.28
116	ANTANAVICH	Richard	4	49.90
116	ANTANAVICH	Richard	5	51.36
116	ANTANAVICH	Richard	6	50.40
116	ANTANAVICH	Richard	7	51.98
116	ANTANAVICH	Richard	8	52.95
116	ANTANAVICH	Richard	9	54.65
FINISH				
116	ANTANAVICH	Richard	10	52.93

BABB

START				
55	BABB	Brad		
55	BABB	Brad	1	54.42
55	BABB	Brad	2	55.14
55	BABB	Brad	3	54.60
55	BABB	Brad	4	54.41
55	BABB	Brad	5	55.64
55	BABB	Brad	6	56.04





S Plate	Driver's last nar	Driver's first nar	Lap	Time
55	BABB	Brad	7	55.35
55	BABB	Brad	8	55.94
				FINISH
55	BABB	Brad	9	53.30

BIRON


START				
44x	BIRON	Neil		
44x	BIRON	Neil	1	59.93
44x	BIRON	Neil	2	59.92
44x	BIRON	Neil	3	1:00.39
44x	BIRON	Neil	4	59.79
44x	BIRON	Neil	5	1:01.45
44x	BIRON	Neil	6	1:03.24
44x	BIRON	Neil	7	1:04.87
				FINISH
44x	BIRON	Neil	8	1:01.01

BISSONETTE

START				
72	BISSONETTE	Jacob		
72	BISSONETTE	Jacob	1	46.48
72	BISSONETTE	Jacob	2	46.29
72	BISSONETTE	Jacob	3	47.69
72	BISSONETTE	Jacob	4	47.41
72	BISSONETTE	Jacob	5	47.08
72	BISSONETTE	Jacob	6	47.48
72	BISSONETTE	Jacob	7	47.86
72	BISSONETTE	Jacob	8	49.58
72	BISSONETTE	Jacob	9	48.37
				FINISH
72	BISSONETTE	Jacob	10	50.04

CHILD

START				
00DC	CHILD	Drew		
00DC	CHILD	Drew	1	58.77
00DC	CHILD	Drew	2	53.51
00DC	CHILD	Drew	3	57.85



S Plate	Driver's last nar	Driver's first nar	Lap	Time
00DC	CHILD	Drew	4	55.66
00DC	CHILD	Drew	5	54.40
00DC	CHILD	Drew	6	54.74
00DC	CHILD	Drew	7	54.87
00DC	CHILD	Drew	8	55.10
				FINISH
00DC	CHILD	Drew	9	57.87

DRAGON


START				
61	DRAGON	Scott		
61	DRAGON	Scott	1	54.15
61	DRAGON	Scott	2	53.77
61	DRAGON	Scott	3	52.35
61	DRAGON	Scott	4	55.28
61	DRAGON	Scott	5	51.89
61	DRAGON	Scott	6	52.61
61	DRAGON	Scott	7	53.33
61	DRAGON	Scott	8	51.92
				FINISH
61	DRAGON	Scott	9	53.51

GENDRON

START				
6Y	GENDRON	Steven		
6Y	GENDRON	Steven	1	58.23
6Y	GENDRON	Steven	2	51.88
6Y	GENDRON	Steven	3	53.26
6Y	GENDRON	Steven	4	1:01.95
6Y	GENDRON	Steven	5	57.45
6Y	GENDRON	Steven	6	58.14
6Y	GENDRON	Steven	7	59.30
6Y	GENDRON	Steven	8	57.91
				FINISH
6Y	GENDRON	Steven	9	58.84

GRAY

START				
00Vt	GRAY	Brandon		




S Plate	Driver's last nar	Driver's first nar	Lap	Time
00Vt	GRAY	Brandon	1	1:04.96
00Vt	GRAY	Brandon	2	1:09.23
FINISH				

HARTFORD

START				
HARTFORD	Justin			
HARTFORD	Justin	1		46.44
HARTFORD	Justin	2		45.11
HARTFORD	Justin	3		45.87
HARTFORD	Justin	4		46.12
HARTFORD	Justin	5		46.53
HARTFORD	Justin	6		46.91
HARTFORD	Justin	7		47.94
HARTFORD	Justin	8		48.30
HARTFORD	Justin	9		46.92
HARTFORD	Justin	10		47.46
FINISH				

JALBERT

START				
JALBERT	Pat			
JALBERT	Kaela			
JALBERT	Pat	1		54.57
JALBERT	Kaela	1		57.65
JALBERT	Pat	2		52.41
JALBERT	Kaela	2		51.67
JALBERT	Kaela	3		52.62
JALBERT	Pat	3		57.70
JALBERT	Kaela	4		53.06
JALBERT	Pat	4		53.45
JALBERT	Kaela	5		52.29
JALBERT	Pat	5		53.96
JALBERT	Kaela	6		53.13
JALBERT	Kaela	7		53.30
JALBERT	Kaela	8		53.28
FINISH				
JALBERT	Kaela	9		55.11



S Plate Driver's last nar Driver's first nar Lap Time

L'ITALIEN


START				
52	L'ITALIEN	Jim		
52	L'ITALIEN	Jim	1	53.57
52	L'ITALIEN	Jim	2	51.06
52	L'ITALIEN	Jim	3	52.40
52	L'ITALIEN	Jim	4	51.95
52	L'ITALIEN	Jim	5	52.10
52	L'ITALIEN	Jim	6	52.51
52	L'ITALIEN	Jim	7	53.84
52	L'ITALIEN	Jim	8	53.35
FINISH				
52	L'ITALIEN	Jim	9	53.70

LUCE

START				
7L	LUCE	Dylan		
7L	LUCE	Dylan	1	1:12.41
7L	LUCE	Dylan	2	54.29
7L	LUCE	Dylan	3	1:01.55
7L	LUCE	Dylan	4	53.64
7L	LUCE	Dylan	5	53.97
7L	LUCE	Dylan	6	53.43
7L	LUCE	Dylan	7	54.24
7L	LUCE	Dylan	8	53.67
FINISH				
7L	LUCE	Dylan	9	53.26

MORGAN

START				
44	MORGAN	Alex		
44	MORGAN	Alex	1	1:05.39
44	MORGAN	Alex	2	1:00.48
44	MORGAN	Alex	3	57.11
44	MORGAN	Alex	4	54.99
44	MORGAN	Alex	5	57.61
44	MORGAN	Alex	6	54.02
44	MORGAN	Alex	7	56.04
44	MORGAN	Alex	8	53.66
FINISH				




S Plate	Driver's last name	Driver's first name	Lap	Time
44	MORGAN	Alex	9	56.73

MORRIS

START				
	MORRIS	Caleb		
95	MORRIS	Mike		
95	MORRIS	Mike	1	47.23
	MORRIS	Caleb	1	56.24
95	MORRIS	Mike	2	46.92
	MORRIS	Caleb	2	49.45
95	MORRIS	Mike	3	47.60
	MORRIS	Caleb	3	50.01
95	MORRIS	Mike	4	48.85
	MORRIS	Caleb	4	48.79
95	MORRIS	Mike	5	49.08
	MORRIS	Caleb	5	51.89
95	MORRIS	Mike	6	50.54
	MORRIS	Caleb	6	50.61
95	MORRIS	Mike	7	48.97
	MORRIS	Caleb	7	50.98
95	MORRIS	Mike	8	48.60
	MORRIS	Caleb	8	50.41
95	MORRIS	Mike	9	51.17
	MORRIS	Caleb	9	51.92
FINISH				
95	MORRIS	Mike	10	49.34
	MORRIS	Caleb	10	50.54

RADZIK

START				
32	RADZIK	Jake		
32	RADZIK	Jake	1	53.44
32	RADZIK	Jake	2	51.12
32	RADZIK	Jake	3	49.73
32	RADZIK	Jake	4	48.36
32	RADZIK	Jake	5	48.53
32	RADZIK	Jake	6	48.05
32	RADZIK	Jake	7	50.56
32	RADZIK	Jake	8	50.66
32	RADZIK	Jake	9	48.02
FINISH				



S Plate	Driver's last nar	Driver's first nar	Lap	Time
32	RADZIK	Jake	10	50.35

RIOUX


START				
22X	RIOUX	Cody		
22X	RIOUX	Cody	1	1:00.79
22X	RIOUX	Cody	2	55.26
22X	RIOUX	Cody	3	1:00.24
22X	RIOUX	Cody	4	56.16
22X	RIOUX	Cody	5	55.79
22X	RIOUX	Cody	6	56.98
22X	RIOUX	Cody	7	57.48
22X	RIOUX	Cody	8	58.46
FINISH				
22X	RIOUX	Cody	9	57.09

ROSE

START				
	ROSE	Calvin		
	ROSE	Calvin	1	58.90
	ROSE	Calvin	2	55.21
	ROSE	Calvin	3	51.33
	ROSE	Calvin	4	51.52
	ROSE	Calvin	5	51.73
	ROSE	Calvin	6	51.35
	ROSE	Calvin	7	1:02.43
	ROSE	Calvin	8	52.03
FINISH				
	ROSE	Calvin	9	52.36

STEARNS

START				
63	STEARNS	Adam		
63	STEARNS	Adam	1	1:04.81
63	STEARNS	Adam	2	54.13
63	STEARNS	Adam	3	53.92
63	STEARNS	Adam	4	55.33
63	STEARNS	Adam	5	55.54
63	STEARNS	Adam	6	55.37



S Plate	Driver's last nar	Driver's first nar	Lap	Time
63	STEARNS	Adam	7	55.79
63	STEARNS	Adam	8	55.94
				FINISH
63	STEARNS	Adam	9	55.55

TAYLOR


START				
65	TAYLOR	Chris		
65	TAYLOR	Chris	1	55.67
65	TAYLOR	Chris	2	53.35
65	TAYLOR	Chris	3	54.02
65	TAYLOR	Chris	4	52.88
65	TAYLOR	Chris	5	52.91
65	TAYLOR	Chris	6	52.27
65	TAYLOR	Chris	7	1:03.19
65	TAYLOR	Chris	8	56.97
				FINISH
65	TAYLOR	Chris	9	53.21

VACHON

START				
	VACHON	Dustin		
	VACHON	Dustin	1	59.24
	VACHON	Dustin	2	1:04.60
	VACHON	Dustin	3	56.98
	VACHON	Dustin	4	56.51
	VACHON	Dustin	5	1:01.38
	VACHON	Dustin	6	1:51.39
				FINISH
	VACHON	Dustin	7	1:04.47

WHITEHOUSE

START				
280	WHITEHOUSE	Adam		
280	WHITEHOUSE	Adam	1	58.70
280	WHITEHOUSE	Adam	2	55.24
280	WHITEHOUSE	Adam	3	50.47
280	WHITEHOUSE	Adam	4	52.84
280	WHITEHOUSE	Adam	5	53.07



S Plate	Driver's last nar	Driver's first nar	Lap	Time
280	WHITEHOUSE	Adam	6	51.97
280	WHITEHOUSE	Adam	7	52.89
280	WHITEHOUSE	Adam	8	51.75
				FINISH
280	WHITEHOUSE	Adam	9	52.80

WILDES

START				
33	WILDES	Derek		
33	WILDES	Derek	1	56.65
33	WILDES	Derek	2	52.61
33	WILDES	Derek	3	52.75
33	WILDES	Derek	4	56.52
33	WILDES	Derek	5	52.68
33	WILDES	Derek	6	53.16
33	WILDES	Derek	7	55.57
33	WILDES	Derek	8	58.00
				FINISH
33	WILDES	Derek	9	57.77