

# 2019 ONE LUNGER 100

## Snowmobile Stock Finals Records

Plate# Driver Lap Time Timing device hour

### ANTANAVICH

| START |                    |   |                |                 |
|-------|--------------------|---|----------------|-----------------|
| 116   | ANTANAVICH Richard |   |                | 14h02:43.412000 |
| 116   | ANTANAVICH Richard | 1 | <b>1:26.43</b> | 14h04:09.845000 |
| 116   | ANTANAVICH Richard | 2 | <b>1:15.14</b> | 14h05:24.986000 |
| 116   | ANTANAVICH Richard | 3 | <b>1:02.22</b> | 14h06:27.208000 |
| 116   | ANTANAVICH Richard | 4 | <b>1:00.60</b> | 14h07:27.814000 |
| 116   | ANTANAVICH Richard | 5 | 1:15.17        | 14h08:42.990000 |
| 116   | ANTANAVICH Richard | 6 | 1:00.87        | 14h09:43.865000 |
| 116   | ANTANAVICH Richard | 7 | 1:03.56        | 14h10:47.427000 |
| 116   | ANTANAVICH Richard | 8 | 1:04.47        | 14h11:51.904000 |
| 116   | ANTANAVICH Richard | 9 | 1:05.73        | 14h12:57.634000 |

### BECKER


| START |             |    |                |                 |
|-------|-------------|----|----------------|-----------------|
| 16    | BECKER Joey |    |                | 14h02:45.720000 |
| 16    | BECKER Joey | 1  | <b>1:26.61</b> | 14h04:12.337000 |
| 16    | BECKER Joey | 2  | <b>1:07.50</b> | 14h05:19.841000 |
| 16    | BECKER Joey | 3  | <b>1:00.07</b> | 14h06:19.919000 |
| 16    | BECKER Joey | 4  | 1:00.20        | 14h07:20.126000 |
| 16    | BECKER Joey | 5  | 1:00.60        | 14h08:20.732000 |
| 16    | BECKER Joey | 6  | 1:02.20        | 14h09:22.939000 |
| 16    | BECKER Joey | 7  | 1:07.69        | 14h10:30.630000 |
| 16    | BECKER Joey | 8  | 1:06.85        | 14h11:37.482000 |
| 16    | BECKER Joey | 9  | 1:06.37        | 14h12:43.857000 |
| 16    | BECKER Joey | 10 | 1:42.46        | 14h14:26.322000 |
| 16    | BECKER Joey | 11 | 1:10.81        | 14h15:37.134000 |
| 16    | BECKER Joey | 12 | 1:07.96        | 14h16:45.095000 |
| 16    | BECKER Joey | 13 | 1:08.02        | 14h17:53.119000 |
| 16    | BECKER Joey | 14 | 1:08.45        | 14h19:01.572000 |

### BIRON

| START |            |   |                |                 |
|-------|------------|---|----------------|-----------------|
| 44    | BIRON Neil |   |                | 14h02:52.634000 |
| 44    | BIRON Neil | 1 | <b>1:38.73</b> | 14h04:31.369000 |

### BRILL

| START |            |   |                |                 |
|-------|------------|---|----------------|-----------------|
| 87    | BRILL Ryan |   |                | 14h02:41.529000 |
| 87    | BRILL Ryan | 1 | <b>1:26.44</b> | 14h04:07.978000 |
| 87    | BRILL Ryan | 2 | <b>52.11</b>   | 14h05:00.091000 |
| 87    | BRILL Ryan | 3 | <b>51.86</b>   | 14h05:51.954000 |




| Plate# | Driver     | Lap | Time     | Timing device hour |
|--------|------------|-----|----------|--------------------|
| 87     | BRILL Ryan | 4   | 53.58    | 14h06:45.540000    |
| 87     | BRILL Ryan | 5   | 55.12    | 14h07:40.662000    |
| 87     | BRILL Ryan | 6   | 59.81    | 14h08:40.478000    |
| 87     | BRILL Ryan | 7   | 56.59    | 14h09:37.068000    |
| 87     | BRILL Ryan | 8   | 59.08    | 14h10:36.150000    |
| 87     | BRILL Ryan | 9   | 58.37    | 14h11:34.521000    |
| 87     | BRILL Ryan | 10  | 1:02.51  | 14h12:37.040000    |
| 87     | BRILL Ryan | 11  | 1:00.57  | 14h13:37.615000    |
| 87     | BRILL Ryan | 12  | 1:01.59  | 14h14:39.212000    |
| 87     | BRILL Ryan | 13  | 1:00.04  | 14h15:39.259000    |
| 87     | BRILL Ryan | 14  | 1:00.71  | 14h16:39.970000    |
| 87     | BRILL Ryan | 15  | 59.03    | 14h17:39.001000    |
| 87     | BRILL Ryan | 16  | 1:01.28  | 14h18:40.290000    |
| 87     | BRILL Ryan | 17  | 1:01.55  | 14h19:41.845000    |
| 87     | BRILL Ryan | 18  | 59.71    | 14h20:41.556000    |
| 87     | BRILL Ryan | 19  | 1:02.82  | 14h21:44.380000    |
| 87     | BRILL Ryan | 20  | 1:05.58  | 14h22:49.962000    |
| 87     | BRILL Ryan | 21  | 1:03.85  | 14h23:53.814000    |
| 87     | BRILL Ryan | 22  | 1:04.60  | 14h24:58.415000    |
| 87     | BRILL Ryan | 23  | 1:03.62  | 14h26:02.037000    |
| 87     | BRILL Ryan | 24  | 1:03.51  | 14h27:05.556000    |
| 87     | BRILL Ryan | 25  | 1:05.38  | 14h28:10.939000    |
| 87     | BRILL Ryan | 26  | 1:06.27  | 14h29:17.212000    |
| 87     | BRILL Ryan | 27  | 1:05.40  | 14h30:22.615000    |
| 87     | BRILL Ryan | 28  | 38:36.92 | 15h08:59.544000    |
| 87     | BRILL Ryan | 29  | 1:15.09  | 15h10:14.638000    |
| 87     | BRILL Ryan | 30  | 1:13.83  | 15h11:28.474000    |
| 87     | BRILL Ryan | 31  | 1:10.03  | 15h12:38.513000    |
| 87     | BRILL Ryan | 32  | 1:10.41  | 15h13:48.927000    |
| 87     | BRILL Ryan | 33  | 1:09.62  | 15h14:58.552000    |
| 87     | BRILL Ryan | 34  | 1:12.21  | 15h16:10.763000    |
| 87     | BRILL Ryan | 35  | 1:14.44  | 15h17:25.212000    |
| 87     | BRILL Ryan | 36  | 1:20.01  | 15h18:45.228000    |
| 87     | BRILL Ryan | 37  | 1:08.12  | 15h19:53.353000    |
| 87     | BRILL Ryan | 38  | 1:09.63  | 15h21:02.990000    |

### BRISTOL

| START |               |    |         |                 |
|-------|---------------|----|---------|-----------------|
| 7     | BRISTOL Lucas |    |         | 14h02:45.697000 |
| 7     | BRISTOL Lucas | 1  | 1:26.09 | 14h04:11.787000 |
| 7     | BRISTOL Lucas | 2  | 54.61   | 14h05:06.400000 |
| 7     | BRISTOL Lucas | 3  | 54.11   | 14h06:00.517000 |
| 7     | BRISTOL Lucas | 4  | 55.26   | 14h06:55.783000 |
| 7     | BRISTOL Lucas | 5  | 55.29   | 14h07:51.076000 |
| 7     | BRISTOL Lucas | 6  | 57.34   | 14h08:48.423000 |
| 7     | BRISTOL Lucas | 7  | 58.96   | 14h09:47.392000 |
| 7     | BRISTOL Lucas | 8  | 57.77   | 14h10:45.169000 |
| 7     | BRISTOL Lucas | 9  | 1:02.45 | 14h11:47.622000 |
| 7     | BRISTOL Lucas | 10 | 1:01.34 | 14h12:48.970000 |






| Plate# | Driver        | Lap | Time     | Timing device hour |
|--------|---------------|-----|----------|--------------------|
| 7      | BRISTOL Lucas | 11  | 1:14.40  | 14h14:03.376000    |
| 7      | BRISTOL Lucas | 12  | 1:01.89  | 14h15:05.275000    |
| 7      | BRISTOL Lucas | 13  | 1:01.72  | 14h16:06.997000    |
| 7      | BRISTOL Lucas | 14  | 1:04.04  | 14h17:11.040000    |
| 7      | BRISTOL Lucas | 15  | 1:02.30  | 14h18:13.341000    |
| 7      | BRISTOL Lucas | 16  | 1:05.45  | 14h19:18.794000    |
| 7      | BRISTOL Lucas | 17  | 1:04.83  | 14h20:23.626000    |
| 7      | BRISTOL Lucas | 18  | 1:04.76  | 14h21:28.392000    |
| 7      | BRISTOL Lucas | 19  | 1:08.19  | 14h22:36.583000    |
| 7      | BRISTOL Lucas | 20  | 1:06.53  | 14h23:43.119000    |
| 7      | BRISTOL Lucas | 21  | 1:07.92  | 14h24:51.040000    |
| 7      | BRISTOL Lucas | 22  | 1:07.21  | 14h25:58.251000    |
| 7      | BRISTOL Lucas | 23  | 1:08.61  | 14h27:06.869000    |
| 7      | BRISTOL Lucas | 24  | 1:06.35  | 14h28:13.224000    |
| 7      | BRISTOL Lucas | 25  | 1:06.76  | 14h29:19.990000    |
| 7      | BRISTOL Lucas | 26  | 1:05.86  | 14h30:25.857000    |
| 7      | BRISTOL Lucas | 27  | 38:17.51 | 15h08:43.372000    |
| 7      | BRISTOL Lucas | 28  | 1:05.37  | 15h09:48.751000    |
| 7      | BRISTOL Lucas | 29  | 1:05.34  | 15h10:54.095000    |
| 7      | BRISTOL Lucas | 30  | 1:11.34  | 15h12:05.435000    |
| 7      | BRISTOL Lucas | 31  | 1:08.53  | 15h13:13.970000    |
| 7      | BRISTOL Lucas | 32  | 1:09.02  | 15h14:22.997000    |
| 7      | BRISTOL Lucas | 33  | 1:08.50  | 15h15:31.501000    |
| 7      | BRISTOL Lucas | 34  | 1:11.30  | 15h16:42.810000    |
| 7      | BRISTOL Lucas | 35  | 1:11.85  | 15h17:54.665000    |

### CHILD

| START |            |    |         |                 |
|-------|------------|----|---------|-----------------|
| 00DC  | CHILD Drew |    |         | 14h02:51.861000 |
| 00DC  | CHILD Drew | 1  | 2:24.62 | 14h05:16.486000 |
| 00DC  | CHILD Drew | 2  | 1:05.63 | 14h06:22.119000 |
| 00DC  | CHILD Drew | 3  | 1:07.88 | 14h07:30.005000 |
| 00DC  | CHILD Drew | 4  | 2:06.95 | 14h09:36.958000 |
| 00DC  | CHILD Drew | 5  | 1:23.26 | 14h11:00.224000 |
| 00DC  | CHILD Drew | 6  | 1:10.28 | 14h12:10.513000 |
| 00DC  | CHILD Drew | 7  | 1:08.78 | 14h13:19.294000 |
| 00DC  | CHILD Drew | 8  | 1:09.71 | 14h14:29.013000 |
| 00DC  | CHILD Drew | 9  | 1:10.35 | 14h15:39.372000 |
| 00DC  | CHILD Drew | 10 | 1:25.00 | 14h17:04.380000 |
| 00DC  | CHILD Drew | 11 | 1:10.69 | 14h18:15.079000 |
| 00DC  | CHILD Drew | 12 | 1:13.01 | 14h19:28.091000 |
| 00DC  | CHILD Drew | 13 | 1:13.30 | 14h20:41.396000 |
| 00DC  | CHILD Drew | 14 | 1:11.87 | 14h21:53.271000 |
| 00DC  | CHILD Drew | 15 | 1:13.79 | 14h23:07.064000 |
| 00DC  | CHILD Drew | 16 | 1:34.42 | 14h24:41.490000 |
| 00DC  | CHILD Drew | 17 | 1:10.94 | 14h25:52.431000 |
| 00DC  | CHILD Drew | 18 | 1:12.09 | 14h27:04.529000 |
| 00DC  | CHILD Drew | 19 | 1:12.66 | 14h28:17.197000 |
| 00DC  | CHILD Drew | 20 | 1:13.53 | 14h29:30.728000 |





| Plate# | Driver     | Lap | Time     | Timing device hour |
|--------|------------|-----|----------|--------------------|
| 00DC   | CHILD Drew | 21  | 39:17.56 | 15h08:48.294000    |
| 00DC   | CHILD Drew | 22  | 1:17.05  | 15h10:05.353000    |
| 00DC   | CHILD Drew | 23  | 1:17.62  | 15h11:22.974000    |
| 00DC   | CHILD Drew | 24  | 1:14.53  | 15h12:37.513000    |
| 00DC   | CHILD Drew | 25  | 1:16.80  | 15h13:54.314000    |
| 00DC   | CHILD Drew | 26  | 1:20.39  | 15h15:14.712000    |

### CHILDS

| START |                |    |                |                 |
|-------|----------------|----|----------------|-----------------|
| 8     | CHILDS Cameron |    |                | 14h02:46.400000 |
| 8     | CHILDS Cameron | 1  | <b>1:26.59</b> | 14h04:12.997000 |
| 8     | CHILDS Cameron | 2  | <b>57.31</b>   | 14h05:10.314000 |
| 8     | CHILDS Cameron | 3  | <b>56.56</b>   | 14h06:06.876000 |
| 8     | CHILDS Cameron | 4  | 59.11          | 14h07:05.994000 |
| 8     | CHILDS Cameron | 5  | 1:00.71        | 14h08:06.704000 |
| 8     | CHILDS Cameron | 6  | 59.73          | 14h09:06.435000 |
| 8     | CHILDS Cameron | 7  | 59.01          | 14h10:05.451000 |
| 8     | CHILDS Cameron | 8  | 1:02.49        | 14h11:07.947000 |
| 8     | CHILDS Cameron | 9  | 1:04.01        | 14h12:11.962000 |
| 8     | CHILDS Cameron | 10 | 1:02.28        | 14h13:14.244000 |

### CLARK

| START |             |   |                |                 |
|-------|-------------|---|----------------|-----------------|
| 55    | CLARK Brian |   |                | 14h02:54.369000 |
| 55    | CLARK Brian | 1 | <b>1:27.16</b> | 14h04:21.533000 |
| 55    | CLARK Brian | 2 | <b>1:07.65</b> | 14h05:29.185000 |
| 55    | CLARK Brian | 3 | <b>1:05.07</b> | 14h06:34.263000 |
| 55    | CLARK Brian | 4 | 1:06.37        | 14h07:40.642000 |
| 55    | CLARK Brian | 5 | 1:08.22        | 14h08:48.869000 |
| 55    | CLARK Brian | 6 | 1:07.23        | 14h09:56.099000 |
| 55    | CLARK Brian | 7 | 1:08.28        | 14h11:04.388000 |
| 55    | CLARK Brian | 8 | 1:09.47        | 14h12:13.861000 |
| 55    | CLARK Brian | 9 | 1:08.76        | 14h13:22.630000 |

### CRAIG

| START |            |   |                |                 |
|-------|------------|---|----------------|-----------------|
| 5     | CRAIG Cody |   |                | 14h02:41.763000 |
| 5     | CRAIG Cody | 1 | <b>1:26.68</b> | 14h04:08.451000 |
| 5     | CRAIG Cody | 2 | <b>54.64</b>   | 14h05:03.091000 |
| 5     | CRAIG Cody | 3 | <b>54.47</b>   | 14h05:57.568000 |
| 5     | CRAIG Cody | 4 | 55.65          | 14h06:53.224000 |
| 5     | CRAIG Cody | 5 | 56.69          | 14h07:49.919000 |
| 5     | CRAIG Cody | 6 | 57.95          | 14h08:47.872000 |
| 5     | CRAIG Cody | 7 | 57.95          | 14h09:45.822000 |
| 5     | CRAIG Cody | 8 | 59.54          | 14h10:45.365000 |




| Plate# | Driver     | Lap | Time     | Timing device hour |
|--------|------------|-----|----------|--------------------|
| 5      | CRAIG Cody | 9   | 59.03    | 14h11:44.400000    |
| 5      | CRAIG Cody | 10  | 59.94    | 14h12:44.341000    |
| 5      | CRAIG Cody | 11  | 59.98    | 14h13:44.329000    |
| 5      | CRAIG Cody | 12  | 1:00.81  | 14h14:45.142000    |
| 5      | CRAIG Cody | 13  | 1:00.71  | 14h15:45.857000    |
| 5      | CRAIG Cody | 14  | 1:02.16  | 14h16:48.017000    |
| 5      | CRAIG Cody | 15  | 59.03    | 14h17:47.048000    |
| 5      | CRAIG Cody | 16  | 1:01.01  | 14h18:48.064000    |
| 5      | CRAIG Cody | 17  | 1:01.63  | 14h19:49.701000    |
| 5      | CRAIG Cody | 18  | 1:02.08  | 14h20:51.790000    |
| 5      | CRAIG Cody | 19  | 1:03.25  | 14h21:55.040000    |
| 5      | CRAIG Cody | 20  | 1:04.90  | 14h22:59.943000    |
| 5      | CRAIG Cody | 21  | 1:08.57  | 14h24:08.513000    |
| 5      | CRAIG Cody | 22  | 1:02.75  | 14h25:11.271000    |
| 5      | CRAIG Cody | 23  | 1:02.76  | 14h26:14.037000    |
| 5      | CRAIG Cody | 24  | 1:06.05  | 14h27:20.087000    |
| 5      | CRAIG Cody | 25  | 1:05.25  | 14h28:25.341000    |
| 5      | CRAIG Cody | 26  | 1:05.62  | 14h29:30.970000    |
| 5      | CRAIG Cody | 27  | 38:55.84 | 15h08:26.810000    |
| 5      | CRAIG Cody | 28  | 1:08.12  | 15h09:34.935000    |
| 5      | CRAIG Cody | 29  | 1:04.73  | 15h10:39.669000    |
| 5      | CRAIG Cody | 30  | 1:06.18  | 15h11:45.853000    |
| 5      | CRAIG Cody | 31  | 1:05.90  | 15h12:51.755000    |
| 5      | CRAIG Cody | 32  | 1:06.44  | 15h13:58.201000    |
| 5      | CRAIG Cody | 33  | 1:04.48  | 15h15:02.689000    |
| 5      | CRAIG Cody | 34  | 1:05.42  | 15h16:08.111000    |
| 5      | CRAIG Cody | 35  | 1:06.31  | 15h17:14.423000    |
| 5      | CRAIG Cody | 36  | 1:06.95  | 15h18:21.376000    |
| 5      | CRAIG Cody | 37  | 1:08.37  | 15h19:29.751000    |
| 5      | CRAIG Cody | 38  | 1:07.55  | 15h20:37.302000    |

### CROCKETT

| START |              |    |         |                 |
|-------|--------------|----|---------|-----------------|
| 41    | CROCKETT Ray |    |         | 14h02:52.974000 |
| 41    | CROCKETT Ray | 1  | 1:26.31 | 14h04:19.290000 |
| 41    | CROCKETT Ray | 2  | 1:01.73 | 14h05:21.029000 |
| 41    | CROCKETT Ray | 3  | 1:00.67 | 14h06:21.704000 |
| 41    | CROCKETT Ray | 4  | 1:01.45 | 14h07:23.162000 |
| 41    | CROCKETT Ray | 5  | 59.91   | 14h08:23.072000 |
| 41    | CROCKETT Ray | 6  | 1:00.48 | 14h09:23.552000 |
| 41    | CROCKETT Ray | 7  | 1:01.35 | 14h10:24.904000 |
| 41    | CROCKETT Ray | 8  | 1:02.07 | 14h11:26.978000 |
| 41    | CROCKETT Ray | 9  | 1:02.66 | 14h12:29.646000 |
| 41    | CROCKETT Ray | 10 | 1:05.75 | 14h13:35.404000 |
| 41    | CROCKETT Ray | 11 | 1:09.66 | 14h14:45.068000 |
| 41    | CROCKETT Ray | 12 | 1:05.64 | 14h15:50.716000 |
| 41    | CROCKETT Ray | 13 | 1:05.66 | 14h16:56.380000 |
| 41    | CROCKETT Ray | 14 | 1:07.11 | 14h18:03.494000 |
| 41    | CROCKETT Ray | 15 | 1:07.05 | 14h19:10.552000 |







| Plate# | Driver       | Lap | Time    | Timing device hour |
|--------|--------------|-----|---------|--------------------|
| 41     | CROCKETT Ray | 16  | 1:09.35 | 14h20:19.904000    |
| 41     | CROCKETT Ray | 17  | 1:10.48 | 14h21:30.388000    |
| 41     | CROCKETT Ray | 18  | 1:10.73 | 14h22:41.119000    |
| 41     | CROCKETT Ray | 19  | 1:15.82 | 14h23:56.947000    |
| 41     | CROCKETT Ray | 20  | 1:13.74 | 14h25:10.693000    |
| 41     | CROCKETT Ray | 21  | 1:11.93 | 14h26:22.626000    |

### CUMMINGS

| START |                |    |         |                 |
|-------|----------------|----|---------|-----------------|
| 4     | CUMMINGS Steve |    |         | 14h02:50.193000 |
| 4     | CUMMINGS Steve | 1  | 1:27.60 | 14h04:17.802000 |
| 4     | CUMMINGS Steve | 2  | 1:03.88 | 14h05:21.689000 |
| 4     | CUMMINGS Steve | 3  | 1:07.13 | 14h06:28.826000 |
| 4     | CUMMINGS Steve | 4  | 1:07.98 | 14h07:36.814000 |
| 4     | CUMMINGS Steve | 5  | 1:08.45 | 14h08:45.267000 |
| 4     | CUMMINGS Steve | 6  | 1:07.77 | 14h09:53.037000 |
| 4     | CUMMINGS Steve | 7  | 1:16.29 | 14h11:09.329000 |
| 4     | CUMMINGS Steve | 8  | 1:14.23 | 14h12:23.568000 |
| 4     | CUMMINGS Steve | 9  | 1:17.83 | 14h13:41.400000 |
| 4     | CUMMINGS Steve | 10 | 1:18.30 | 14h14:59.701000 |
| 4     | CUMMINGS Steve | 11 | 1:15.05 | 14h16:14.751000 |
| 4     | CUMMINGS Steve | 12 | 1:18.00 | 14h17:32.751000 |
| 4     | CUMMINGS Steve | 13 | 1:17.81 | 14h18:50.568000 |
| 4     | CUMMINGS Steve | 14 | 1:22.89 | 14h20:13.466000 |
| 4     | CUMMINGS Steve | 15 | 1:19.52 | 14h21:32.994000 |
| 4     | CUMMINGS Steve | 16 | 1:22.46 | 14h22:55.462000 |
| 4     | CUMMINGS Steve | 17 | 1:20.77 | 14h24:16.240000 |
| 4     | CUMMINGS Steve | 18 | 1:20.12 | 14h25:36.365000 |
| 4     | CUMMINGS Steve | 19 | 1:23.98 | 14h27:00.353000 |
| 4     | CUMMINGS Steve | 20 | 1:22.85 | 14h28:23.204000 |
| 4     | CUMMINGS Steve | 21 | 1:24.93 | 14h29:48.138000 |

### CUSTEAU

| START |              |    |         |                 |
|-------|--------------|----|---------|-----------------|
| OO    | CUSTEAU Phil |    |         | 14h02:47.201000 |
| OO    | CUSTEAU Phil | 1  | 1:26.53 | 14h04:13.740000 |
| OO    | CUSTEAU Phil | 2  | 1:00.84 | 14h05:14.587000 |
| OO    | CUSTEAU Phil | 3  | 1:01.61 | 14h06:16.201000 |
| OO    | CUSTEAU Phil | 4  | 1:04.94 | 14h07:21.146000 |
| OO    | CUSTEAU Phil | 5  | 1:03.14 | 14h08:24.287000 |
| OO    | CUSTEAU Phil | 6  | 1:03.46 | 14h09:27.755000 |
| OO    | CUSTEAU Phil | 7  | 1:07.90 | 14h10:35.658000 |
| OO    | CUSTEAU Phil | 8  | 1:09.74 | 14h11:45.404000 |
| OO    | CUSTEAU Phil | 9  | 1:09.22 | 14h12:54.626000 |
| OO    | CUSTEAU Phil | 10 | 1:09.36 | 14h14:03.990000 |
| OO    | CUSTEAU Phil | 11 | 1:07.66 | 14h15:11.658000 |
| OO    | CUSTEAU Phil | 12 | 1:10.07 | 14h16:21.728000 |




| Plate# | Driver       | Lap | Time     | Timing device hour |
|--------|--------------|-----|----------|--------------------|
| OO     | CUSTEAU Phil | 13  | 1:10.84  | 14h17:32.572000    |
| OO     | CUSTEAU Phil | 14  | 1:10.66  | 14h18:43.236000    |
| OO     | CUSTEAU Phil | 15  | 1:11.98  | 14h19:55.224000    |
| OO     | CUSTEAU Phil | 16  | 1:12.50  | 14h21:07.724000    |
| OO     | CUSTEAU Phil | 17  | 1:14.80  | 14h22:22.525000    |
| OO     | CUSTEAU Phil | 18  | 1:13.05  | 14h23:35.576000    |
| OO     | CUSTEAU Phil | 19  | 1:14.87  | 14h24:50.454000    |
| OO     | CUSTEAU Phil | 20  | 1:15.88  | 14h26:06.337000    |
| OO     | CUSTEAU Phil | 21  | 1:15.30  | 14h27:21.646000    |
| OO     | CUSTEAU Phil | 22  | 1:14.43  | 14h28:36.076000    |
| OO     | CUSTEAU Phil | 23  | 1:13.87  | 14h29:49.954000    |
| OO     | CUSTEAU Phil | 24  | 39:11.79 | 15h09:01.751000    |
| OO     | CUSTEAU Phil | 25  | 1:18.25  | 15h10:20.009000    |
| OO     | CUSTEAU Phil | 26  | 1:20.24  | 15h11:40.251000    |
| OO     | CUSTEAU Phil | 27  | 1:19.60  | 15h12:59.853000    |
| OO     | CUSTEAU Phil | 28  | 1:17.30  | 15h14:17.158000    |
| OO     | CUSTEAU Phil | 29  | 1:16.82  | 15h15:33.986000    |
| OO     | CUSTEAU Phil | 30  | 1:18.55  | 15h16:52.537000    |
| OO     | CUSTEAU Phil | 31  | 1:17.79  | 15h18:10.333000    |
| OO     | CUSTEAU Phil | 32  | 1:20.68  | 15h19:31.017000    |
| OO     | CUSTEAU Phil | 33  | 1:16.80  | 15h20:47.822000    |

**DOW**

| START |          |    |         |                 |
|-------|----------|----|---------|-----------------|
| 77    | DOW Chad |    |         | 14h02:39.087000 |
| 77    | DOW Chad | 1  | 1:27.27 | 14h04:06.365000 |
| 77    | DOW Chad | 2  | 48.90   | 14h04:55.271000 |
| 77    | DOW Chad | 3  | 50.27   | 14h05:45.544000 |
| 77    | DOW Chad | 4  | 53.02   | 14h06:38.572000 |
| 77    | DOW Chad | 5  | 53.71   | 14h07:32.283000 |
| 77    | DOW Chad | 6  | 55.02   | 14h08:27.310000 |
| 77    | DOW Chad | 7  | 56.00   | 14h09:23.314000 |
| 77    | DOW Chad | 8  | 56.82   | 14h10:20.134000 |
| 77    | DOW Chad | 9  | 57.53   | 14h11:17.673000 |
| 77    | DOW Chad | 10 | 1:00.39 | 14h12:18.068000 |
| 77    | DOW Chad | 11 | 1:02.56 | 14h13:20.630000 |
| 77    | DOW Chad | 12 | 1:01.62 | 14h14:22.251000 |
| 77    | DOW Chad | 13 | 1:02.64 | 14h15:24.892000 |
| 77    | DOW Chad | 14 | 1:00.57 | 14h16:25.470000 |
| 77    | DOW Chad | 15 | 1:02.27 | 14h17:27.740000 |
| 77    | DOW Chad | 16 | 1:02.81 | 14h18:30.556000 |
| 77    | DOW Chad | 17 | 1:02.70 | 14h19:33.259000 |
| 77    | DOW Chad | 18 | 1:03.76 | 14h20:37.025000 |
| 77    | DOW Chad | 19 | 1:04.59 | 14h21:41.622000 |
| 77    | DOW Chad | 20 | 1:09.79 | 14h22:51.419000 |
| 77    | DOW Chad | 21 | 1:04.91 | 14h23:56.333000 |
| 77    | DOW Chad | 22 | 1:06.68 | 14h25:03.017000 |
| 77    | DOW Chad | 23 | 1:08.64 | 14h26:11.665000 |
| 77    | DOW Chad | 24 | 1:06.76 | 14h27:18.431000 |





| Plate# | Driver   | Lap | Time     | Timing device hour |
|--------|----------|-----|----------|--------------------|
| 77     | DOW Chad | 25  | 1:05.94  | 14h28:24.376000    |
| 77     | DOW Chad | 26  | 1:12.58  | 14h29:36.958000    |
| 77     | DOW Chad | 27  | 38:59.73 | 15h08:36.689000    |
| 77     | DOW Chad | 28  | 1:11.57  | 15h09:48.267000    |
| 77     | DOW Chad | 29  | 1:09.44  | 15h10:57.712000    |
| 77     | DOW Chad | 30  | 1:11.87  | 15h12:09.587000    |
| 77     | DOW Chad | 31  | 1:09.77  | 15h13:19.365000    |

### DRAGON

| START |              |    |          |                 |
|-------|--------------|----|----------|-----------------|
| 61    | DRAGON Scott |    |          | 14h04:25.802000 |
| 61    | DRAGON Scott | 1  | 1:05.94  | 14h05:31.751000 |
| 61    | DRAGON Scott | 2  | 1:03.27  | 14h06:35.025000 |
| 61    | DRAGON Scott | 3  | 1:06.12  | 14h07:41.146000 |
| 61    | DRAGON Scott | 4  | 1:05.95  | 14h08:47.099000 |
| 61    | DRAGON Scott | 5  | 1:06.13  | 14h09:53.232000 |
| 61    | DRAGON Scott | 6  | 1:09.93  | 14h11:03.169000 |
| 61    | DRAGON Scott | 7  | 1:09.86  | 14h12:13.037000 |
| 61    | DRAGON Scott | 8  | 1:05.16  | 14h13:18.197000 |
| 61    | DRAGON Scott | 9  | 1:11.74  | 14h14:29.943000 |
| 61    | DRAGON Scott | 10 | 1:09.22  | 14h15:39.169000 |
| 61    | DRAGON Scott | 11 | 1:08.18  | 14h16:47.349000 |
| 61    | DRAGON Scott | 12 | 1:18.10  | 14h18:05.451000 |
| 61    | DRAGON Scott | 13 | 1:12.57  | 14h19:18.029000 |
| 61    | DRAGON Scott | 14 | 1:12.63  | 14h20:30.662000 |
| 61    | DRAGON Scott | 15 | 1:13.51  | 14h21:44.177000 |
| 61    | DRAGON Scott | 16 | 1:13.51  | 14h22:57.693000 |
| 61    | DRAGON Scott | 17 | 1:25.35  | 14h24:23.044000 |
| 61    | DRAGON Scott | 18 | 1:15.69  | 14h25:38.740000 |
| 61    | DRAGON Scott | 19 | 1:13.96  | 14h26:52.708000 |
| 61    | DRAGON Scott | 20 | 1:14.82  | 14h28:07.529000 |
| 61    | DRAGON Scott | 21 | 1:13.37  | 14h29:20.908000 |
| 61    | DRAGON Scott | 22 | 39:34.98 | 15h08:55.888000 |
| 61    | DRAGON Scott | 23 | 1:16.51  | 15h10:12.400000 |
| 61    | DRAGON Scott | 24 | 1:18.19  | 15h11:30.595000 |
| 61    | DRAGON Scott | 25 | 1:15.84  | 15h12:46.435000 |
| 61    | DRAGON Scott | 26 | 1:14.84  | 15h14:01.283000 |
| 61    | DRAGON Scott | 27 | 1:20.78  | 15h15:22.072000 |
| 61    | DRAGON Scott | 28 | 1:16.17  | 15h16:38.244000 |
| 61    | DRAGON Scott | 29 | 1:15.54  | 15h17:53.790000 |
| 61    | DRAGON Scott | 30 | 1:16.53  | 15h19:10.322000 |
| 61    | DRAGON Scott | 31 | 1:20.33  | 15h20:30.654000 |

### DRISCOLL

| START |                |   |         |                 |
|-------|----------------|---|---------|-----------------|
| 66    | DRISCOLL Kenny |   |         | 14h02:50.904000 |
| 66    | DRISCOLL Kenny | 1 | 1:27.83 | 14h04:18.736000 |







| Plate# | Driver         | Lap | Time    | Timing device hour |
|--------|----------------|-----|---------|--------------------|
| 66     | DRISCOLL Kenny | 2   | 1:19.37 | 14h05:38.111000    |
| 66     | DRISCOLL Kenny | 3   | 1:10.46 | 14h06:48.576000    |
| 66     | DRISCOLL Kenny | 4   | 1:15.16 | 14h08:03.740000    |
| 66     | DRISCOLL Kenny | 5   | 1:12.76 | 14h09:16.501000    |
| 66     | DRISCOLL Kenny | 6   | 1:17.05 | 14h10:33.552000    |
| 66     | DRISCOLL Kenny | 7   | 1:17.09 | 14h11:50.642000    |

### ELSMAN

| START |                |   |         |                 |
|-------|----------------|---|---------|-----------------|
| 444   | ELSMAN Patrick |   |         | 14h02:43.345000 |
| 444   | ELSMAN Patrick | 1 | 1:27.19 | 14h04:10.540000 |
| 444   | ELSMAN Patrick | 2 | 1:13.73 | 14h05:24.279000 |
| 444   | ELSMAN Patrick | 3 | 1:26.11 | 14h06:50.392000 |
| 444   | ELSMAN Patrick | 4 | 1:20.21 | 14h08:10.607000 |
| 444   | ELSMAN Patrick | 5 | 1:05.93 | 14h09:16.537000 |
| 444   | ELSMAN Patrick | 6 | 6:26.91 | 14h15:43.451000 |
| 444   | ELSMAN Patrick | 7 | 1:53.29 | 14h17:36.747000 |

### FOTTER

| START |              |   |         |                 |
|-------|--------------|---|---------|-----------------|
| 39A   | FOTTER Sandy |   |         | 14h03:09.947000 |
| 39A   | FOTTER Sandy | 1 | 1:39.09 | 14h04:49.037000 |

### GARAND

| START |            |    |         |                 |
|-------|------------|----|---------|-----------------|
| 35    | GARAND Pat |    |         | 14h02:39.943000 |
| 35    | GARAND Pat | 1  | 1:27.01 | 14h04:06.958000 |
| 35    | GARAND Pat | 2  | 53.47   | 14h05:00.435000 |
| 35    | GARAND Pat | 3  | 53.80   | 14h05:54.240000 |
| 35    | GARAND Pat | 4  | 56.83   | 14h06:51.072000 |
| 35    | GARAND Pat | 5  | 57.85   | 14h07:48.931000 |
| 35    | GARAND Pat | 6  | 56.66   | 14h08:45.599000 |
| 35    | GARAND Pat | 7  | 58.66   | 14h09:44.259000 |
| 35    | GARAND Pat | 8  | 1:00.00 | 14h10:44.263000 |
| 35    | GARAND Pat | 9  | 1:05.89 | 14h11:50.162000 |
| 35    | GARAND Pat | 10 | 1:00.27 | 14h12:50.435000 |
| 35    | GARAND Pat | 11 | 1:05.30 | 14h13:55.744000 |
| 35    | GARAND Pat | 12 | 1:06.08 | 14h15:01.833000 |
| 35    | GARAND Pat | 13 | 1:04.26 | 14h16:06.099000 |
| 35    | GARAND Pat | 14 | 1:03.60 | 14h17:09.704000 |
| 35    | GARAND Pat | 15 | 1:02.18 | 14h18:11.892000 |
| 35    | GARAND Pat | 16 | 1:02.64 | 14h19:14.533000 |
| 35    | GARAND Pat | 17 | 1:04.80 | 14h20:19.337000 |
| 35    | GARAND Pat | 18 | 1:08.60 | 14h21:27.943000 |
| 35    | GARAND Pat | 19 | 1:06.84 | 14h22:34.783000 |






| Plate# | Driver     | Lap | Time     | Timing device hour |
|--------|------------|-----|----------|--------------------|
| 35     | GARAND Pat | 20  | 1:06.63  | 14h23:41.419000    |
| 35     | GARAND Pat | 21  | 1:06.44  | 14h24:47.865000    |
| 35     | GARAND Pat | 22  | 1:09.18  | 14h25:57.052000    |
| 35     | GARAND Pat | 23  | 1:07.80  | 14h27:04.857000    |
| 35     | GARAND Pat | 24  | 1:10.30  | 14h28:15.158000    |
| 35     | GARAND Pat | 25  | 1:09.53  | 14h29:24.697000    |
| 35     | GARAND Pat | 26  | 1:09.27  | 14h30:33.970000    |
| 35     | GARAND Pat | 27  | 38:15.79 | 15h08:49.763000    |
| 35     | GARAND Pat | 28  | 1:15.33  | 15h10:05.095000    |
| 35     | GARAND Pat | 29  | 1:11.29  | 15h11:16.392000    |
| 35     | GARAND Pat | 30  | 1:09.87  | 15h12:26.271000    |
| 35     | GARAND Pat | 31  | 1:09.33  | 15h13:35.603000    |

### GENDRON

| START |                |    |         |                 |
|-------|----------------|----|---------|-----------------|
| 6Y    | GENDRON Steven |    |         | 14h02:44.845000 |
| 6Y    | GENDRON Steven | 1  | 1:27.20 | 14h04:12.052000 |
| 6Y    | GENDRON Steven | 2  | 59.26   | 14h05:11.318000 |
| 6Y    | GENDRON Steven | 3  | 1:02.01 | 14h06:13.333000 |
| 6Y    | GENDRON Steven | 4  | 1:02.04 | 14h07:15.380000 |
| 6Y    | GENDRON Steven | 5  | 1:02.73 | 14h08:18.115000 |
| 6Y    | GENDRON Steven | 6  | 1:02.75 | 14h09:20.865000 |
| 6Y    | GENDRON Steven | 7  | 1:05.97 | 14h10:26.841000 |
| 6Y    | GENDRON Steven | 8  | 1:05.78 | 14h11:32.630000 |
| 6Y    | GENDRON Steven | 9  | 1:04.61 | 14h12:37.247000 |
| 6Y    | GENDRON Steven | 10 | 1:05.08 | 14h13:42.329000 |
| 6Y    | GENDRON Steven | 11 | 1:05.49 | 14h14:47.822000 |
| 6Y    | GENDRON Steven | 12 | 1:05.39 | 14h15:53.212000 |
| 6Y    | GENDRON Steven | 13 | 1:07.82 | 14h17:01.037000 |
| 6Y    | GENDRON Steven | 14 | 1:08.44 | 14h18:09.482000 |
| 6Y    | GENDRON Steven | 15 | 1:09.11 | 14h19:18.595000 |
| 6Y    | GENDRON Steven | 16 | 1:07.85 | 14h20:26.454000 |
| 6Y    | GENDRON Steven | 17 | 1:06.55 | 14h21:33.009000 |
| 6Y    | GENDRON Steven | 18 | 1:09.57 | 14h22:42.583000 |
| 6Y    | GENDRON Steven | 19 | 1:07.48 | 14h23:50.064000 |
| 6Y    | GENDRON Steven | 20 | 1:10.31 | 14h25:00.376000 |
| 6Y    | GENDRON Steven | 21 | 1:08.19 | 14h26:08.568000 |
| 6Y    | GENDRON Steven | 22 | 1:06.96 | 14h27:15.529000 |
| 6Y    | GENDRON Steven | 23 | 1:12.19 | 14h28:27.728000 |
| 6Y    | GENDRON Steven | 24 | 1:11.46 | 14h29:39.193000 |

### GRAY

| START |              |   |         |                 |
|-------|--------------|---|---------|-----------------|
| 71    | GRAY Brandon |   |         | 14h02:56.255000 |
| 71    | GRAY Brandon | 1 | 1:26.01 | 14h04:22.267000 |
| 71    | GRAY Brandon | 2 | 1:08.45 | 14h05:30.724000 |
| 71    | GRAY Brandon | 3 | 1:32.19 | 14h07:02.919000 |



| Plate# | Driver       | Lap | Time     | Timing device hour |
|--------|--------------|-----|----------|--------------------|
| 71     | GRAY Brandon | 4   | 1:07.56  | 14h08:10.486000    |
| 71     | GRAY Brandon | 5   | 1:12.44  | 14h09:22.927000    |
| 71     | GRAY Brandon | 6   | 1:16.66  | 14h10:39.591000    |
| 71     | GRAY Brandon | 7   | 1:09.72  | 14h11:49.318000    |
| 71     | GRAY Brandon | 8   | 1:20.66  | 14h13:09.986000    |
| 71     | GRAY Brandon | 9   | 1:09.81  | 14h14:19.802000    |
| 71     | GRAY Brandon | 10  | 1:10.71  | 14h15:30.517000    |
| 71     | GRAY Brandon | 11  | 1:11.01  | 14h16:41.529000    |
| 71     | GRAY Brandon | 12  | 10:24.76 | 14h27:06.294000    |
| 71     | GRAY Brandon | 13  | 1:23.33  | 14h28:29.630000    |
| 71     | GRAY Brandon | 14  | 1:14.41  | 14h29:44.044000    |
| 71     | GRAY Brandon | 15  | 39:07.17 | 15h08:51.220000    |
| 71     | GRAY Brandon | 16  | 1:16.89  | 15h10:08.111000    |
| 71     | GRAY Brandon | 17  | 1:30.48  | 15h11:38.595000    |
| 71     | GRAY Brandon | 18  | 1:19.44  | 15h12:58.044000    |
| 71     | GRAY Brandon | 19  | 1:21.85  | 15h14:19.900000    |
| 71     | GRAY Brandon | 20  | 1:18.74  | 15h15:38.642000    |
| 71     | GRAY Brandon | 21  | 1:32.72  | 15h17:11.365000    |
| 71     | GRAY Brandon | 22  | 1:44.42  | 15h18:55.790000    |
| 71     | GRAY Brandon | 23  | 1:24.98  | 15h20:20.771000    |
| 71     | GRAY Brandon | 24  | 1:25.35  | 15h21:46.122000    |

### HARRIMAN

| START |                |   |         |                 |
|-------|----------------|---|---------|-----------------|
| 4W    | HARRIMAN Jesse |   |         | 14h02:40.701000 |
| 4W    | HARRIMAN Jesse | 1 | 1:27.13 | 14h04:07.837000 |
| 4W    | HARRIMAN Jesse | 2 | 58.88   | 14h05:06.724000 |
| 4W    | HARRIMAN Jesse | 3 | 58.62   | 14h06:05.345000 |
| 4W    | HARRIMAN Jesse | 4 | 1:00.08 | 14h07:05.427000 |
| 4W    | HARRIMAN Jesse | 5 | 59.14   | 14h08:04.576000 |
| 4W    | HARRIMAN Jesse | 6 | 59.57   | 14h09:04.150000 |
| 4W    | HARRIMAN Jesse | 7 | 59.96   | 14h10:04.111000 |

### HEWINS

| START |             |    |         |                 |
|-------|-------------|----|---------|-----------------|
| 51    | HEWINS Kyle |    |         | 14h02:40.130000 |
| 51    | HEWINS Kyle | 1  | 1:26.98 | 14h04:07.111000 |
| 51    | HEWINS Kyle | 2  | 55.03   | 14h05:02.150000 |
| 51    | HEWINS Kyle | 3  | 56.65   | 14h05:58.806000 |
| 51    | HEWINS Kyle | 4  | 58.93   | 14h06:57.740000 |
| 51    | HEWINS Kyle | 5  | 1:13.95 | 14h08:11.693000 |
| 51    | HEWINS Kyle | 6  | 1:06.22 | 14h09:17.919000 |
| 51    | HEWINS Kyle | 7  | 1:04.63 | 14h10:22.552000 |
| 51    | HEWINS Kyle | 8  | 1:03.33 | 14h11:25.884000 |
| 51    | HEWINS Kyle | 9  | 1:02.89 | 14h12:28.779000 |
| 51    | HEWINS Kyle | 10 | 1:04.99 | 14h13:33.775000 |
| 51    | HEWINS Kyle | 11 | 1:07.31 | 14h14:41.087000 |






| Plate# | Driver      | Lap | Time    | Timing device hour |
|--------|-------------|-----|---------|--------------------|
| 51     | HEWINS Kyle | 12  | 1:03.92 | 14h15:45.009000    |
| 51     | HEWINS Kyle | 13  | 1:05.48 | 14h16:50.497000    |
| 51     | HEWINS Kyle | 14  | 1:05.97 | 14h17:56.470000    |
| 51     | HEWINS Kyle | 15  | 1:05.86 | 14h19:02.333000    |
| 51     | HEWINS Kyle | 16  | 1:11.64 | 14h20:13.974000    |
| 51     | HEWINS Kyle | 17  | 1:08.51 | 14h21:22.486000    |
| 51     | HEWINS Kyle | 18  | 1:09.19 | 14h22:31.685000    |
| 51     | HEWINS Kyle | 19  | 1:12.23 | 14h23:43.923000    |
| 51     | HEWINS Kyle | 20  | 1:12.59 | 14h24:56.521000    |
| 51     | HEWINS Kyle | 21  | 1:12.76 | 14h26:09.290000    |

### HOUSE

| START |               |    |         |                 |
|-------|---------------|----|---------|-----------------|
| 19    | HOUSE Charlie |    |         | 14h02:41.775000 |
| 28    | HOUSE Russel  |    |         | 14h02:46.173000 |
| 19    | HOUSE Charlie | 1  | 1:26.86 | 14h04:08.638000 |
| 28    | HOUSE Russel  | 1  | 1:26.65 | 14h04:12.826000 |
| 19    | HOUSE Charlie | 2  | 55.62   | 14h05:04.267000 |
| 28    | HOUSE Russel  | 2  | 59.95   | 14h05:12.779000 |
| 19    | HOUSE Charlie | 3  | 54.92   | 14h05:59.193000 |
| 28    | HOUSE Russel  | 3  | 59.73   | 14h06:12.509000 |
| 19    | HOUSE Charlie | 4  | 57.38   | 14h06:56.579000 |
| 28    | HOUSE Russel  | 4  | 1:01.25 | 14h07:13.767000 |
| 19    | HOUSE Charlie | 5  | 58.86   | 14h07:55.447000 |
| 28    | HOUSE Russel  | 5  | 1:00.38 | 14h08:14.150000 |
| 19    | HOUSE Charlie | 6  | 57.90   | 14h08:53.349000 |
| 28    | HOUSE Russel  | 6  | 1:02.10 | 14h09:16.255000 |
| 19    | HOUSE Charlie | 7  | 58.68   | 14h09:52.037000 |
| 28    | HOUSE Russel  | 7  | 1:00.84 | 14h10:17.099000 |
| 19    | HOUSE Charlie | 8  | 1:00.35 | 14h10:52.392000 |
| 28    | HOUSE Russel  | 8  | 1:02.48 | 14h11:19.583000 |
| 19    | HOUSE Charlie | 9  | 1:00.99 | 14h11:53.388000 |
| 28    | HOUSE Russel  | 9  | 1:14.67 | 14h12:34.255000 |
| 19    | HOUSE Charlie | 10 | 1:05.96 | 14h12:59.349000 |
| 19    | HOUSE Charlie | 11 | 1:05.32 | 14h14:04.669000 |
| 19    | HOUSE Charlie | 12 | 1:01.74 | 14h15:06.412000 |
| 19    | HOUSE Charlie | 13 | 1:03.22 | 14h16:09.638000 |
| 19    | HOUSE Charlie | 14 | 1:02.11 | 14h17:11.755000 |
| 28    | HOUSE Russel  | 10 | 4:56.60 | 14h17:30.857000 |
| 19    | HOUSE Charlie | 15 | 1:01.78 | 14h18:13.544000 |
| 28    | HOUSE Russel  | 11 | 1:09.07 | 14h18:39.927000 |
| 19    | HOUSE Charlie | 16 | 1:04.85 | 14h19:18.400000 |
| 28    | HOUSE Russel  | 12 | 1:14.50 | 14h19:54.435000 |
| 19    | HOUSE Charlie | 17 | 1:02.67 | 14h20:21.076000 |
| 28    | HOUSE Russel  | 13 | 1:14.09 | 14h21:08.525000 |
| 19    | HOUSE Charlie | 18 | 1:05.86 | 14h21:26.943000 |
| 28    | HOUSE Russel  | 14 | 1:10.34 | 14h22:18.865000 |
| 19    | HOUSE Charlie | 19 | 1:04.16 | 14h22:31.107000 |
| 28    | HOUSE Russel  | 15 | 1:12.71 | 14h23:31.576000 |



| Plate# | Driver        | Lap | Time     | Timing device hour |
|--------|---------------|-----|----------|--------------------|
| 19     | HOUSE Charlie | 20  | 1:05.64  | 14h23:36.751000    |
| 19     | HOUSE Charlie | 21  | 1:09.04  | 14h24:45.794000    |
| 28     | HOUSE Russel  | 16  | 1:15.46  | 14h24:47.044000    |
| 19     | HOUSE Charlie | 22  | 1:06.42  | 14h25:52.220000    |
| 28     | HOUSE Russel  | 17  | 1:10.93  | 14h25:57.978000    |
| 19     | HOUSE Charlie | 23  | 1:09.46  | 14h27:01.681000    |
| 28     | HOUSE Russel  | 18  | 1:12.19  | 14h27:10.169000    |
| 19     | HOUSE Charlie | 24  | 1:08.77  | 14h28:10.451000    |
| 28     | HOUSE Russel  | 19  | 1:12.68  | 14h28:22.857000    |
| 19     | HOUSE Charlie | 25  | 1:09.30  | 14h29:19.759000    |
| 28     | HOUSE Russel  | 20  | 1:16.37  | 14h29:39.228000    |
| 19     | HOUSE Charlie | 26  | 1:07.50  | 14h30:27.263000    |
| 19     | HOUSE Charlie | 27  | 38:17.19 | 15h08:44.454000    |
| 19     | HOUSE Charlie | 28  | 1:06.49  | 15h09:50.951000    |
| 19     | HOUSE Charlie | 29  | 1:05.04  | 15h10:55.994000    |
| 19     | HOUSE Charlie | 30  | 1:06.71  | 15h12:02.708000    |
| 19     | HOUSE Charlie | 31  | 1:07.96  | 15h13:10.677000    |
| 19     | HOUSE Charlie | 32  | 1:07.20  | 15h14:17.884000    |
| 19     | HOUSE Charlie | 33  | 1:11.34  | 15h15:29.224000    |
| 19     | HOUSE Charlie | 34  | 1:07.40  | 15h16:36.626000    |
| 19     | HOUSE Charlie | 35  | 1:06.33  | 15h17:42.962000    |
| 19     | HOUSE Charlie | 36  | 1:07.21  | 15h18:50.177000    |
| 19     | HOUSE Charlie | 37  | 1:06.76  | 15h19:56.943000    |
| 19     | HOUSE Charlie | 38  | 1:07.60  | 15h21:04.548000    |

### JALBERT


| START |               |    |         |                 |
|-------|---------------|----|---------|-----------------|
| 6     | JALBERT Pat   |    |         | 14h02:42.693000 |
| 26    | JALBERT Kaela |    |         | 14h02:48.345000 |
| 6     | JALBERT Pat   | 1  | 1:27.26 | 14h04:09.954000 |
| 26    | JALBERT Kaela | 1  | 1:26.85 | 14h04:15.204000 |
| 6     | JALBERT Pat   | 2  | 58.84   | 14h05:08.794000 |
| 26    | JALBERT Kaela | 2  | 1:04.07 | 14h05:19.283000 |
| 6     | JALBERT Pat   | 3  | 59.22   | 14h06:08.017000 |
| 26    | JALBERT Kaela | 3  | 1:02.30 | 14h06:21.587000 |
| 6     | JALBERT Pat   | 4  | 1:00.96 | 14h07:08.982000 |
| 26    | JALBERT Kaela | 4  | 1:04.41 | 14h07:26.001000 |
| 6     | JALBERT Pat   | 5  | 1:02.35 | 14h08:11.341000 |
| 26    | JALBERT Kaela | 5  | 1:04.55 | 14h08:30.552000 |
| 6     | JALBERT Pat   | 6  | 1:03.81 | 14h09:15.154000 |
| 26    | JALBERT Kaela | 6  | 1:04.34 | 14h09:34.900000 |
| 6     | JALBERT Pat   | 7  | 1:04.33 | 14h10:19.486000 |
| 26    | JALBERT Kaela | 7  | 1:07.49 | 14h10:42.396000 |
| 6     | JALBERT Pat   | 8  | 1:09.98 | 14h11:29.470000 |
| 26    | JALBERT Kaela | 8  | 1:07.14 | 14h11:49.537000 |
| 6     | JALBERT Pat   | 9  | 1:04.94 | 14h12:34.419000 |
| 26    | JALBERT Kaela | 9  | 1:06.41 | 14h12:55.954000 |
| 6     | JALBERT Pat   | 10 | 1:06.84 | 14h13:41.259000 |
| 26    | JALBERT Kaela | 10 | 1:09.58 | 14h14:05.540000 |







| Plate# | Driver        | Lap | Time     | Timing device hour |
|--------|---------------|-----|----------|--------------------|
| 6      | JALBERT Pat   | 11  | 1:07.92  | 14h14:49.185000    |
| 26     | JALBERT Kaela | 11  | 1:08.16  | 14h15:13.704000    |
| 6      | JALBERT Pat   | 12  | 1:08.57  | 14h15:57.763000    |
| 26     | JALBERT Kaela | 12  | 1:07.60  | 14h16:21.306000    |
| 6      | JALBERT Pat   | 13  | 1:07.32  | 14h17:05.087000    |
| 26     | JALBERT Kaela | 13  | 1:08.59  | 14h17:29.900000    |
| 6      | JALBERT Pat   | 14  | 1:06.50  | 14h18:11.587000    |
| 26     | JALBERT Kaela | 14  | 1:09.05  | 14h18:38.958000    |
| 6      | JALBERT Pat   | 15  | 1:09.93  | 14h19:21.525000    |
| 26     | JALBERT Kaela | 15  | 1:09.74  | 14h19:48.701000    |
| 6      | JALBERT Pat   | 16  | 1:10.10  | 14h20:31.626000    |
| 26     | JALBERT Kaela | 16  | 1:09.16  | 14h20:57.869000    |
| 6      | JALBERT Pat   | 17  | 1:09.98  | 14h21:41.615000    |
| 26     | JALBERT Kaela | 17  | 1:10.37  | 14h22:08.247000    |
| 6      | JALBERT Pat   | 18  | 1:07.86  | 14h22:49.478000    |
| 26     | JALBERT Kaela | 18  | 1:21.09  | 14h23:29.341000    |
| 6      | JALBERT Pat   | 19  | 1:24.11  | 14h24:13.595000    |
| 26     | JALBERT Kaela | 19  | 1:09.71  | 14h24:39.052000    |
| 6      | JALBERT Pat   | 20  | 1:11.14  | 14h25:24.736000    |
| 26     | JALBERT Kaela | 20  | 1:12.28  | 14h25:51.341000    |
| 6      | JALBERT Pat   | 21  | 1:07.55  | 14h26:32.294000    |
| 26     | JALBERT Kaela | 21  | 1:12.54  | 14h27:03.884000    |
| 6      | JALBERT Pat   | 22  | 1:12.36  | 14h27:44.658000    |
| 26     | JALBERT Kaela | 22  | 1:13.04  | 14h28:16.927000    |
| 6      | JALBERT Pat   | 23  | 1:14.16  | 14h28:58.818000    |
| 26     | JALBERT Kaela | 23  | 1:13.15  | 14h29:30.079000    |
| 6      | JALBERT Pat   | 24  | 1:11.79  | 14h30:10.615000    |
| 26     | JALBERT Kaela | 24  | 39:18.54 | 15h08:48.622000    |
| 6      | JALBERT Pat   | 25  | 38:38.51 | 15h08:49.126000    |
| 6      | JALBERT Pat   | 26  | 1:13.22  | 15h10:02.349000    |
| 26     | JALBERT Kaela | 25  | 1:18.38  | 15h10:07.005000    |
| 6      | JALBERT Pat   | 27  | 1:14.00  | 15h11:16.353000    |
| 26     | JALBERT Kaela | 26  | 1:29.70  | 15h11:36.708000    |
| 6      | JALBERT Pat   | 28  | 1:16.60  | 15h12:32.958000    |
| 26     | JALBERT Kaela | 27  | 1:20.47  | 15h12:57.185000    |
| 6      | JALBERT Pat   | 29  | 1:14.96  | 15h13:47.919000    |
| 26     | JALBERT Kaela | 28  | 1:16.51  | 15h14:13.701000    |
| 6      | JALBERT Pat   | 30  | 1:19.20  | 15h15:07.126000    |
| 26     | JALBERT Kaela | 29  | 1:17.82  | 15h15:31.529000    |
| 6      | JALBERT Pat   | 31  | 1:17.59  | 15h16:24.716000    |
| 26     | JALBERT Kaela | 30  | 1:19.82  | 15h16:51.349000    |
| 6      | JALBERT Pat   | 32  | 1:17.95  | 15h17:42.669000    |
| 26     | JALBERT Kaela | 31  | 1:19.54  | 15h18:10.896000    |
| 6      | JALBERT Pat   | 33  | 1:17.64  | 15h19:00.318000    |
| 26     | JALBERT Kaela | 32  | 1:22.68  | 15h19:33.579000    |
| 6      | JALBERT Pat   | 34  | 1:17.28  | 15h20:17.603000    |
| 26     | JALBERT Kaela | 33  | 1:21.12  | 15h20:54.701000    |
| 6      | JALBERT Pat   | 35  | 1:17.21  | 15h21:34.822000    |



| Plate# | Driver | Lap | Time | Timing device hour |
|--------|--------|-----|------|--------------------|
|--------|--------|-----|------|--------------------|

### KENT

| START |          |    |                |                 |
|-------|----------|----|----------------|-----------------|
| 120   | KENT Bob |    |                | 14h02:49.165000 |
| 120   | KENT Bob | 1  | <b>1:25.12</b> | 14h04:14.287000 |
| 120   | KENT Bob | 2  | <b>1:00.23</b> | 14h05:14.517000 |
| 120   | KENT Bob | 3  | <b>57.83</b>   | 14h06:12.353000 |
| 120   | KENT Bob | 4  | <b>57.50</b>   | 14h07:09.853000 |
| 120   | KENT Bob | 5  | 59.46          | 14h08:09.314000 |
| 120   | KENT Bob | 6  | 59.59          | 14h09:08.908000 |
| 120   | KENT Bob | 7  | 1:02.17        | 14h10:11.079000 |
| 120   | KENT Bob | 8  | 1:04.99        | 14h11:16.072000 |
| 120   | KENT Bob | 9  | 1:03.98        | 14h12:20.052000 |
| 120   | KENT Bob | 10 | 1:08.64        | 14h13:28.697000 |
| 120   | KENT Bob | 11 | 1:11.32        | 14h14:40.017000 |
| 120   | KENT Bob | 12 | 1:04.20        | 14h15:44.224000 |
| 120   | KENT Bob | 13 | 1:08.04        | 14h16:52.271000 |
| 120   | KENT Bob | 14 | 1:07.19        | 14h17:59.462000 |
| 120   | KENT Bob | 15 | 1:10.26        | 14h19:09.728000 |


### KING

| START |            |   |                |                 |
|-------|------------|---|----------------|-----------------|
| 11    | KING Tyler |   |                | 14h02:55.435000 |
| 11    | KING Tyler | 1 | <b>1:24.94</b> | 14h04:20.376000 |
| 11    | KING Tyler | 2 | <b>1:02.14</b> | 14h05:22.525000 |
| 11    | KING Tyler | 3 | 1:50.70        | 14h07:13.232000 |
| 11    | KING Tyler | 4 | 1:05.27        | 14h08:18.505000 |
| 11    | KING Tyler | 5 | 1:07.47        | 14h09:25.978000 |
| 11    | KING Tyler | 6 | 1:17.20        | 14h10:43.181000 |
| 11    | KING Tyler | 7 | 1:13.69        | 14h11:56.876000 |
| 11    | KING Tyler | 8 | 1:12.55        | 14h13:09.435000 |
| 11    | KING Tyler | 9 | 1:15.45        | 14h14:24.888000 |

### L'ITALIEN

| START |               |    |                |                 |
|-------|---------------|----|----------------|-----------------|
| 52    | L'ITALIEN Jim |    |                | 14h02:45.603000 |
| 52    | L'ITALIEN Jim | 1  | <b>1:26.17</b> | 14h04:11.779000 |
| 52    | L'ITALIEN Jim | 2  | <b>59.80</b>   | 14h05:11.583000 |
| 52    | L'ITALIEN Jim | 3  | <b>59.56</b>   | 14h06:11.150000 |
| 52    | L'ITALIEN Jim | 4  | 1:00.49        | 14h07:11.646000 |
| 52    | L'ITALIEN Jim | 5  | 1:02.14        | 14h08:13.787000 |
| 52    | L'ITALIEN Jim | 6  | 1:04.60        | 14h09:18.388000 |
| 52    | L'ITALIEN Jim | 7  | 1:13.49        | 14h10:31.884000 |
| 52    | L'ITALIEN Jim | 8  | 1:07.01        | 14h11:38.900000 |
| 52    | L'ITALIEN Jim | 9  | 1:05.00        | 14h12:43.908000 |
| 52    | L'ITALIEN Jim | 10 | 1:10.27        | 14h13:54.185000 |
| 52    | L'ITALIEN Jim | 11 | 1:09.25        | 14h15:03.435000 |





| Plate# | Driver        | Lap | Time     | Timing device hour |
|--------|---------------|-----|----------|--------------------|
| 52     | L'ITALIEN Jim | 12  | 1:12.53  | 14h16:15.974000    |
| 52     | L'ITALIEN Jim | 13  | 1:11.02  | 14h17:26.997000    |
| 52     | L'ITALIEN Jim | 14  | 1:24.81  | 14h18:51.814000    |
| 52     | L'ITALIEN Jim | 15  | 1:11.99  | 14h20:03.810000    |
| 52     | L'ITALIEN Jim | 16  | 1:12.78  | 14h21:16.599000    |
| 52     | L'ITALIEN Jim | 17  | 1:11.66  | 14h22:28.267000    |
| 52     | L'ITALIEN Jim | 18  | 1:14.41  | 14h23:42.681000    |
| 52     | L'ITALIEN Jim | 19  | 1:17.16  | 14h24:59.841000    |
| 52     | L'ITALIEN Jim | 20  | 1:17.09  | 14h26:16.931000    |
| 52     | L'ITALIEN Jim | 21  | 1:19.28  | 14h27:36.216000    |
| 52     | L'ITALIEN Jim | 22  | 1:19.75  | 14h28:55.970000    |
| 52     | L'ITALIEN Jim | 23  | 1:16.78  | 14h30:12.755000    |
| 52     | L'ITALIEN Jim | 24  | 38:45.81 | 15h08:58.572000    |
| 52     | L'ITALIEN Jim | 25  | 1:19.61  | 15h10:18.189000    |
| 52     | L'ITALIEN Jim | 26  | 1:19.37  | 15h11:37.568000    |
| 52     | L'ITALIEN Jim | 27  | 1:27.30  | 15h13:04.872000    |
| 52     | L'ITALIEN Jim | 28  | 1:18.37  | 15h14:23.244000    |
| 52     | L'ITALIEN Jim | 29  | 1:19.06  | 15h15:42.310000    |
| 52     | L'ITALIEN Jim | 30  | 1:18.48  | 15h17:00.790000    |
| 52     | L'ITALIEN Jim | 31  | 1:18.35  | 15h18:19.146000    |
| 52     | L'ITALIEN Jim | 32  | 1:18.40  | 15h19:37.552000    |
| 52     | L'ITALIEN Jim | 33  | 2:05.47  | 15h21:43.025000    |


### LAVERTU

| START |              |    |         |                 |
|-------|--------------|----|---------|-----------------|
| 43X   | LAVERTU Ryan |    |         | 14h02:58.861000 |
| 43X   | LAVERTU Ryan | 1  | 1:28.49 | 14h04:27.353000 |
| 43X   | LAVERTU Ryan | 2  | 1:18.35 | 14h05:45.704000 |
| 43X   | LAVERTU Ryan | 3  | 1:21.67 | 14h07:07.376000 |
| 43X   | LAVERTU Ryan | 4  | 1:24.48 | 14h08:31.865000 |
| 43X   | LAVERTU Ryan | 5  | 1:28.48 | 14h10:00.349000 |
| 43X   | LAVERTU Ryan | 6  | 1:23.71 | 14h11:24.060000 |
| 43X   | LAVERTU Ryan | 7  | 1:25.53 | 14h12:49.591000 |
| 43X   | LAVERTU Ryan | 8  | 1:47.40 | 14h14:36.997000 |
| 43X   | LAVERTU Ryan | 9  | 1:23.14 | 14h16:00.138000 |
| 43X   | LAVERTU Ryan | 10 | 1:24.37 | 14h17:24.517000 |
| 43X   | LAVERTU Ryan | 11 | 1:24.93 | 14h18:49.451000 |
| 43X   | LAVERTU Ryan | 12 | 1:28.58 | 14h20:18.040000 |
| 43X   | LAVERTU Ryan | 13 | 1:26.11 | 14h21:44.150000 |
| 43X   | LAVERTU Ryan | 14 | 1:27.58 | 14h23:11.736000 |
| 43X   | LAVERTU Ryan | 15 | 1:26.55 | 14h24:38.294000 |
| 43X   | LAVERTU Ryan | 16 | 1:24.14 | 14h26:02.439000 |
| 43X   | LAVERTU Ryan | 17 | 1:28.07 | 14h27:30.513000 |
| 43X   | LAVERTU Ryan | 18 | 1:23.99 | 14h28:54.505000 |
| 43X   | LAVERTU Ryan | 19 | 1:24.36 | 14h30:18.872000 |

### LETOURNEAU

| START |  |  |  |  |
|-------|--|--|--|--|
|-------|--|--|--|--|






| Plate# | Driver          | Lap | Time           | Timing device hour |
|--------|-----------------|-----|----------------|--------------------|
| 27     | LETOURNEAU Greg |     |                | 14h02:42.755000    |
| 27     | LETOURNEAU Greg | 1   | <b>1:26.37</b> | 14h04:09.134000    |
| 27     | LETOURNEAU Greg | 2   | <b>57.06</b>   | 14h05:06.197000    |
| 27     | LETOURNEAU Greg | 3   | <b>56.07</b>   | 14h06:02.271000    |
| 27     | LETOURNEAU Greg | 4   | 57.54          | 14h06:59.818000    |
| 27     | LETOURNEAU Greg | 5   | 58.92          | 14h07:58.744000    |
| 27     | LETOURNEAU Greg | 6   | 58.21          | 14h08:56.958000    |
| 27     | LETOURNEAU Greg | 7   | 58.81          | 14h09:55.775000    |

### LONGCHAMPS

| START |                 |    |                |                 |
|-------|-----------------|----|----------------|-----------------|
| 555   | LONGCHAMPS Evan |    |                | 14h02:44.103000 |
| 555   | LONGCHAMPS Evan | 1  | <b>1:26.05</b> | 14h04:10.158000 |
| 555   | LONGCHAMPS Evan | 2  | <b>56.16</b>   | 14h05:06.326000 |
| 555   | LONGCHAMPS Evan | 3  | <b>55.28</b>   | 14h06:01.607000 |
| 555   | LONGCHAMPS Evan | 4  | 57.30          | 14h06:58.912000 |
| 555   | LONGCHAMPS Evan | 5  | 59.26          | 14h07:58.181000 |
| 555   | LONGCHAMPS Evan | 6  | 1:00.31        | 14h08:58.494000 |
| 555   | LONGCHAMPS Evan | 7  | 1:00.21        | 14h09:58.704000 |
| 555   | LONGCHAMPS Evan | 8  | 1:06.23        | 14h11:04.935000 |
| 555   | LONGCHAMPS Evan | 9  | 1:07.16        | 14h12:12.103000 |
| 555   | LONGCHAMPS Evan | 10 | 1:01.48        | 14h13:13.591000 |
| 555   | LONGCHAMPS Evan | 11 | 1:07.77        | 14h14:21.365000 |
| 555   | LONGCHAMPS Evan | 12 | 1:09.27        | 14h15:30.638000 |
| 555   | LONGCHAMPS Evan | 13 | 1:07.78        | 14h16:38.427000 |
| 555   | LONGCHAMPS Evan | 14 | 1:05.87        | 14h17:44.298000 |
| 555   | LONGCHAMPS Evan | 15 | 1:06.69        | 14h18:50.997000 |
| 555   | LONGCHAMPS Evan | 16 | 1:05.21        | 14h19:56.208000 |
| 555   | LONGCHAMPS Evan | 17 | 1:09.45        | 14h21:05.665000 |
| 555   | LONGCHAMPS Evan | 18 | 1:08.09        | 14h22:13.759000 |
| 555   | LONGCHAMPS Evan | 19 | 1:09.36        | 14h23:23.122000 |
| 555   | LONGCHAMPS Evan | 20 | 1:09.15        | 14h24:32.279000 |
| 555   | LONGCHAMPS Evan | 21 | 1:10.64        | 14h25:42.919000 |
| 555   | LONGCHAMPS Evan | 22 | 1:08.18        | 14h26:51.107000 |
| 555   | LONGCHAMPS Evan | 23 | 1:09.79        | 14h28:00.900000 |
| 555   | LONGCHAMPS Evan | 24 | 1:07.00        | 14h29:07.904000 |
| 555   | LONGCHAMPS Evan | 25 | 1:10.91        | 14h30:18.814000 |
| 555   | LONGCHAMPS Evan | 26 | 38:30.38       | 15h08:49.201000 |
| 555   | LONGCHAMPS Evan | 27 | 1:11.80        | 15h10:01.001000 |
| 555   | LONGCHAMPS Evan | 28 | 1:12.47        | 15h11:13.474000 |
| 555   | LONGCHAMPS Evan | 29 | 1:10.27        | 15h12:23.747000 |
| 555   | LONGCHAMPS Evan | 30 | 1:11.36        | 15h13:35.107000 |
| 555   | LONGCHAMPS Evan | 31 | 1:14.11        | 15h14:49.220000 |
| 555   | LONGCHAMPS Evan | 32 | 1:13.63        | 15h16:02.853000 |
| 555   | LONGCHAMPS Evan | 33 | 1:15.73        | 15h17:18.583000 |
| 555   | LONGCHAMPS Evan | 34 | 1:16.22        | 15h18:34.810000 |
| 555   | LONGCHAMPS Evan | 35 | 1:16.70        | 15h19:51.517000 |
| 555   | LONGCHAMPS Evan | 36 | 1:15.67        | 15h21:07.193000 |



| Plate# | Driver | Lap | Time | Timing device hour |
|--------|--------|-----|------|--------------------|
|--------|--------|-----|------|--------------------|

### LUCE

| START |            |  |  |                 |
|-------|------------|--|--|-----------------|
| 7L    | LUCE Dylan |  |  | 14h03:03.912000 |


### MARTIN

| START |              |    |          |                 |
|-------|--------------|----|----------|-----------------|
| 94    | MARTIN Shawn |    |          | 14h02:39.099000 |
| 94    | MARTIN Shawn | 1  | 1:27.32  | 14h04:06.427000 |
| 94    | MARTIN Shawn | 2  | 51.82    | 14h04:58.251000 |
| 94    | MARTIN Shawn | 3  | 53.27    | 14h05:51.525000 |
| 94    | MARTIN Shawn | 4  | 55.08    | 14h06:46.611000 |
| 94    | MARTIN Shawn | 5  | 55.87    | 14h07:42.490000 |
| 94    | MARTIN Shawn | 6  | 56.75    | 14h08:39.240000 |
| 94    | MARTIN Shawn | 7  | 58.87    | 14h09:38.111000 |
| 94    | MARTIN Shawn | 8  | 58.48    | 14h10:36.595000 |
| 94    | MARTIN Shawn | 9  | 56.91    | 14h11:33.513000 |
| 94    | MARTIN Shawn | 10 | 58.18    | 14h12:31.701000 |
| 94    | MARTIN Shawn | 11 | 1:01.97  | 14h13:33.673000 |
| 94    | MARTIN Shawn | 12 | 1:02.82  | 14h14:36.494000 |
| 94    | MARTIN Shawn | 13 | 1:03.06  | 14h15:39.560000 |
| 94    | MARTIN Shawn | 14 | 1:03.68  | 14h16:43.240000 |
| 94    | MARTIN Shawn | 15 | 1:00.81  | 14h17:44.052000 |
| 94    | MARTIN Shawn | 16 | 1:02.02  | 14h18:46.079000 |
| 94    | MARTIN Shawn | 17 | 1:02.90  | 14h19:48.982000 |
| 94    | MARTIN Shawn | 18 | 1:05.98  | 14h20:54.970000 |
| 94    | MARTIN Shawn | 19 | 1:05.37  | 14h22:00.349000 |
| 94    | MARTIN Shawn | 20 | 1:06.79  | 14h23:07.146000 |
| 94    | MARTIN Shawn | 21 | 1:07.13  | 14h24:14.283000 |
| 94    | MARTIN Shawn | 22 | 1:07.35  | 14h25:21.634000 |
| 94    | MARTIN Shawn | 23 | 1:07.45  | 14h26:29.091000 |
| 94    | MARTIN Shawn | 24 | 1:08.32  | 14h27:37.419000 |
| 94    | MARTIN Shawn | 25 | 1:05.94  | 14h28:43.365000 |
| 94    | MARTIN Shawn | 26 | 1:08.37  | 14h29:51.736000 |
| 94    | MARTIN Shawn | 27 | 38:58.78 | 15h08:50.517000 |

### MATHIEU

| START |                |   |         |                 |
|-------|----------------|---|---------|-----------------|
| 820   | MATHIEU Lorien |   |         | 14h02:50.400000 |
| 820   | MATHIEU Lorien | 1 | 1:26.34 | 14h04:16.744000 |
| 820   | MATHIEU Lorien | 2 | 1:05.64 | 14h05:22.384000 |
| 820   | MATHIEU Lorien | 3 | 1:03.03 | 14h06:25.415000 |
| 820   | MATHIEU Lorien | 4 | 1:04.21 | 14h07:29.630000 |
| 820   | MATHIEU Lorien | 5 | 1:05.29 | 14h08:34.923000 |
| 820   | MATHIEU Lorien | 6 | 1:05.48 | 14h09:40.412000 |
| 820   | MATHIEU Lorien | 7 | 1:06.69 | 14h10:47.107000 |
| 820   | MATHIEU Lorien | 8 | 1:09.37 | 14h11:56.478000 |






| Plate# | Driver         | Lap | Time     | Timing device hour |
|--------|----------------|-----|----------|--------------------|
| 820    | MATHIEU Lorien | 9   | 1:07.57  | 14h13:04.052000    |
| 820    | MATHIEU Lorien | 10  | 1:13.98  | 14h14:18.037000    |
| 820    | MATHIEU Lorien | 11  | 1:13.42  | 14h15:31.462000    |
| 820    | MATHIEU Lorien | 12  | 1:10.91  | 14h16:42.380000    |
| 820    | MATHIEU Lorien | 13  | 1:11.25  | 14h17:53.630000    |
| 820    | MATHIEU Lorien | 14  | 1:12.11  | 14h19:05.740000    |
| 820    | MATHIEU Lorien | 15  | 1:11.87  | 14h20:17.611000    |
| 820    | MATHIEU Lorien | 16  | 1:17.31  | 14h21:34.927000    |
| 820    | MATHIEU Lorien | 17  | 1:12.91  | 14h22:47.837000    |
| 820    | MATHIEU Lorien | 18  | 1:15.16  | 14h24:03.005000    |
| 820    | MATHIEU Lorien | 19  | 1:20.28  | 14h25:23.294000    |
| 820    | MATHIEU Lorien | 20  | 1:19.50  | 14h26:42.802000    |
| 820    | MATHIEU Lorien | 21  | 1:18.10  | 14h28:00.908000    |
| 820    | MATHIEU Lorien | 22  | 1:24.17  | 14h29:25.079000    |
| 820    | MATHIEU Lorien | 23  | 39:14.77 | 15h08:39.849000    |
| 820    | MATHIEU Lorien | 24  | 1:17.81  | 15h09:57.665000    |

### MORRIS

| START |             |    |         |                 |
|-------|-------------|----|---------|-----------------|
| 95    | MORRIS Mike |    |         | 14h02:40.228000 |
| 61    | MORRIS Mike |    |         | 14h02:40.201000 |
| 61    | MORRIS Mike | 1  | 1:26.85 | 14h04:07.060000 |
| 95    | MORRIS Mike | 1  | 1:26.86 | 14h04:07.091000 |
| 95    | MORRIS Mike | 2  | 51.39   | 14h04:58.486000 |
| 61    | MORRIS Mike | 2  | 51.53   | 14h04:58.599000 |
| 61    | MORRIS Mike | 3  | 51.38   | 14h05:49.982000 |
| 95    | MORRIS Mike | 3  | 51.50   | 14h05:49.990000 |
| 61    | MORRIS Mike | 4  | 52.34   | 14h06:42.326000 |
| 95    | MORRIS Mike | 4  | 52.33   | 14h06:42.329000 |
| 95    | MORRIS Mike | 5  | 53.89   | 14h07:36.228000 |
| 61    | MORRIS Mike | 5  | 53.94   | 14h07:36.267000 |
| 95    | MORRIS Mike | 6  | 57.47   | 14h08:33.701000 |
| 61    | MORRIS Mike | 6  | 57.44   | 14h08:33.712000 |
| 95    | MORRIS Mike | 7  | 55.17   | 14h09:28.876000 |
| 61    | MORRIS Mike | 7  | 55.19   | 14h09:28.908000 |
| 95    | MORRIS Mike | 8  | 58.32   | 14h10:27.201000 |
| 61    | MORRIS Mike | 8  | 58.30   | 14h10:27.212000 |
| 95    | MORRIS Mike | 9  | 57.85   | 14h11:25.052000 |
| 61    | MORRIS Mike | 9  | 57.86   | 14h11:25.076000 |
| 95    | MORRIS Mike | 10 | 58.09   | 14h12:23.150000 |
| 61    | MORRIS Mike | 10 | 58.07   | 14h12:23.154000 |
| 95    | MORRIS Mike | 11 | 1:11.60 | 14h13:34.755000 |
| 61    | MORRIS Mike | 11 | 1:11.60 | 14h13:34.755000 |
| 95    | MORRIS Mike | 12 | 1:00.49 | 14h14:35.247000 |
| 61    | MORRIS Mike | 12 | 1:00.51 | 14h14:35.271000 |
| 61    | MORRIS Mike | 13 | 1:01.69 | 14h15:36.970000 |
| 95    | MORRIS Mike | 13 | 1:01.73 | 14h15:36.986000 |
| 95    | MORRIS Mike | 14 | 59.59   | 14h16:36.583000 |
| 61    | MORRIS Mike | 14 | 59.66   | 14h16:36.634000 |



| Plate# | Driver      | Lap | Time     | Timing device hour |
|--------|-------------|-----|----------|--------------------|
| 95     | MORRIS Mike | 15  | 59.26    | 14h17:35.845000    |
| 61     | MORRIS Mike | 15  | 59.21    | 14h17:35.853000    |
| 95     | MORRIS Mike | 16  | 1:03.25  | 14h18:39.103000    |
| 61     | MORRIS Mike | 16  | 1:03.26  | 14h18:39.115000    |
| 95     | MORRIS Mike | 17  | 1:02.44  | 14h19:41.552000    |
| 61     | MORRIS Mike | 17  | 1:02.46  | 14h19:41.579000    |
| 61     | MORRIS Mike | 18  | 1:02.46  | 14h20:44.040000    |
| 95     | MORRIS Mike | 18  | 1:02.54  | 14h20:44.099000    |
| 61     | MORRIS Mike | 19  | 1:03.31  | 14h21:47.353000    |
| 95     | MORRIS Mike | 19  | 1:03.27  | 14h21:47.369000    |
| 61     | MORRIS Mike | 20  | 1:08.83  | 14h22:56.185000    |
| 95     | MORRIS Mike | 20  | 1:08.85  | 14h22:56.224000    |
| 95     | MORRIS Mike | 21  | 1:05.68  | 14h24:01.904000    |
| 61     | MORRIS Mike | 21  | 1:05.75  | 14h24:01.935000    |
| 95     | MORRIS Mike | 22  | 1:04.81  | 14h25:06.716000    |
| 61     | MORRIS Mike | 22  | 1:04.78  | 14h25:06.724000    |
| 61     | MORRIS Mike | 23  | 1:05.14  | 14h26:11.865000    |
| 95     | MORRIS Mike | 23  | 1:05.15  | 14h26:11.872000    |
| 61     | MORRIS Mike | 24  | 1:05.93  | 14h27:17.798000    |
| 95     | MORRIS Mike | 24  | 1:05.94  | 14h27:17.818000    |
| 95     | MORRIS Mike | 25  | 1:06.07  | 14h28:23.896000    |
| 61     | MORRIS Mike | 25  | 1:06.11  | 14h28:23.912000    |
| 95     | MORRIS Mike | 26  | 1:10.44  | 14h29:34.337000    |
| 61     | MORRIS Mike | 26  | 1:10.44  | 14h29:34.357000    |
| 61     | MORRIS Mike | 27  | 39:11.28 | 15h08:45.638000    |
| 95     | MORRIS Mike | 27  | 39:11.30 | 15h08:45.642000    |

### MORTON

| START |               |   |         |                 |
|-------|---------------|---|---------|-----------------|
| 22AM  | MORTON Andrew |   |         | 14h02:56.419000 |
| 22AM  | MORTON Andrew | 1 | 1:25.51 | 14h04:21.931000 |
| 22AM  | MORTON Andrew | 2 | 1:19.31 | 14h05:41.244000 |
| 22AM  | MORTON Andrew | 3 | 1:19.75 | 14h07:00.994000 |
| 22AM  | MORTON Andrew | 4 | 1:08.59 | 14h08:09.591000 |
| 22AM  | MORTON Andrew | 5 | 1:13.85 | 14h09:23.447000 |
| 22AM  | MORTON Andrew | 6 | 1:25.98 | 14h10:49.431000 |
| 22AM  | MORTON Andrew | 7 | 1:25.21 | 14h12:14.646000 |
| 22AM  | MORTON Andrew | 8 | 1:30.90 | 14h13:45.548000 |
| 22AM  | MORTON Andrew | 9 | 1:33.30 | 14h15:18.849000 |

### NEWCOMBE

| START |               |   |         |                 |
|-------|---------------|---|---------|-----------------|
| 209   | NEWCOMBE Mark |   |         | 14h02:39.185000 |
| 209   | NEWCOMBE Mark | 1 | 1:27.64 | 14h04:06.826000 |
| 209   | NEWCOMBE Mark | 2 | 51.41   | 14h04:58.240000 |
| 209   | NEWCOMBE Mark | 3 | 50.59   | 14h05:48.833000 |
| 209   | NEWCOMBE Mark | 4 | 51.41   | 14h06:40.247000 |





| Plate# | Driver        | Lap | Time     | Timing device hour |
|--------|---------------|-----|----------|--------------------|
| 209    | NEWCOMBE Mark | 5   | 53.42    | 14h07:33.669000    |
| 209    | NEWCOMBE Mark | 6   | 1:03.18  | 14h08:36.853000    |
| 209    | NEWCOMBE Mark | 7   | 55.73    | 14h09:32.591000    |
| 209    | NEWCOMBE Mark | 8   | 1:03.34  | 14h10:35.935000    |
| 209    | NEWCOMBE Mark | 9   | 56.82    | 14h11:32.763000    |
| 209    | NEWCOMBE Mark | 10  | 57.20    | 14h12:29.970000    |
| 209    | NEWCOMBE Mark | 11  | 58.53    | 14h13:28.505000    |
| 209    | NEWCOMBE Mark | 12  | 1:00.18  | 14h14:28.689000    |
| 209    | NEWCOMBE Mark | 13  | 59.18    | 14h15:27.872000    |
| 209    | NEWCOMBE Mark | 14  | 57.83    | 14h16:25.708000    |
| 209    | NEWCOMBE Mark | 15  | 59.12    | 14h17:24.837000    |
| 209    | NEWCOMBE Mark | 16  | 58.61    | 14h18:23.447000    |
| 209    | NEWCOMBE Mark | 17  | 1:00.78  | 14h19:24.236000    |
| 209    | NEWCOMBE Mark | 18  | 1:03.23  | 14h20:27.474000    |
| 209    | NEWCOMBE Mark | 19  | 59.76    | 14h21:27.236000    |
| 209    | NEWCOMBE Mark | 20  | 59.03    | 14h22:26.267000    |
| 209    | NEWCOMBE Mark | 21  | 1:03.96  | 14h23:30.236000    |
| 209    | NEWCOMBE Mark | 22  | 59.28    | 14h24:29.521000    |
| 209    | NEWCOMBE Mark | 23  | 1:03.24  | 14h25:32.763000    |
| 209    | NEWCOMBE Mark | 24  | 1:00.25  | 14h26:33.013000    |
| 209    | NEWCOMBE Mark | 25  | 1:01.97  | 14h27:34.986000    |
| 209    | NEWCOMBE Mark | 26  | 58.55    | 14h28:33.544000    |
| 209    | NEWCOMBE Mark | 27  | 1:03.32  | 14h29:36.872000    |
| 209    | NEWCOMBE Mark | 28  | 39:10.84 | 15h08:47.720000    |
| 209    | NEWCOMBE Mark | 29  | 1:22.07  | 15h10:09.794000    |
| 209    | NEWCOMBE Mark | 30  | 1:09.70  | 15h11:19.494000    |
| 209    | NEWCOMBE Mark | 31  | 1:15.62  | 15h12:35.122000    |
| 209    | NEWCOMBE Mark | 32  | 1:13.02  | 15h13:48.150000    |
| 209    | NEWCOMBE Mark | 33  | 1:12.87  | 15h15:01.025000    |
| 209    | NEWCOMBE Mark | 34  | 1:13.46  | 15h16:14.490000    |
| 209    | NEWCOMBE Mark | 35  | 1:12.82  | 15h17:27.318000    |
| 209    | NEWCOMBE Mark | 36  | 1:13.19  | 15h18:40.509000    |
| 209    | NEWCOMBE Mark | 37  | 1:10.66  | 15h19:51.169000    |
| 209    | NEWCOMBE Mark | 38  | 1:10.34  | 15h21:01.517000    |

### RADZIK

| START |             |    |         |                 |
|-------|-------------|----|---------|-----------------|
| 32    | RADZIK Jake |    |         | 14h02:41.126000 |
| 32    | RADZIK Jake | 1  | 1:26.50 | 14h04:07.634000 |
| 32    | RADZIK Jake | 2  | 51.46   | 14h04:59.095000 |
| 32    | RADZIK Jake | 3  | 51.71   | 14h05:50.806000 |
| 32    | RADZIK Jake | 4  | 52.41   | 14h06:43.220000 |
| 32    | RADZIK Jake | 5  | 53.41   | 14h07:36.634000 |
| 32    | RADZIK Jake | 6  | 58.92   | 14h08:35.560000 |
| 32    | RADZIK Jake | 7  | 54.50   | 14h09:30.060000 |
| 32    | RADZIK Jake | 8  | 58.77   | 14h10:28.833000 |
| 32    | RADZIK Jake | 9  | 57.00   | 14h11:25.841000 |
| 32    | RADZIK Jake | 10 | 57.03   | 14h12:22.880000 |
| 32    | RADZIK Jake | 11 | 57.75   | 14h13:20.634000 |




| Plate# | Driver      | Lap | Time     | Timing device hour |
|--------|-------------|-----|----------|--------------------|
| 32     | RADZIK Jake | 12  | 1:00.27  | 14h14:20.908000    |
| 32     | RADZIK Jake | 13  | 59.01    | 14h15:19.919000    |
| 32     | RADZIK Jake | 14  | 58.12    | 14h16:18.040000    |
| 32     | RADZIK Jake | 15  | 59.17    | 14h17:17.216000    |
| 32     | RADZIK Jake | 16  | 58.56    | 14h18:15.779000    |
| 32     | RADZIK Jake | 17  | 1:00.29  | 14h19:16.072000    |
| 32     | RADZIK Jake | 18  | 59.97    | 14h20:16.044000    |
| 32     | RADZIK Jake | 19  | 59.27    | 14h21:15.322000    |
| 32     | RADZIK Jake | 20  | 1:00.59  | 14h22:15.915000    |
| 32     | RADZIK Jake | 21  | 58.47    | 14h23:14.388000    |
| 32     | RADZIK Jake | 22  | 1:02.72  | 14h24:17.111000    |
| 32     | RADZIK Jake | 23  | 1:02.31  | 14h25:19.423000    |
| 32     | RADZIK Jake | 24  | 1:02.87  | 14h26:22.294000    |
| 32     | RADZIK Jake | 25  | 1:10.20  | 14h27:32.497000    |
| 32     | RADZIK Jake | 26  | 1:00.09  | 14h28:32.595000    |
| 32     | RADZIK Jake | 27  | 1:02.31  | 14h29:34.908000    |
| 32     | RADZIK Jake | 28  | 39:09.29 | 15h08:44.201000    |
| 32     | RADZIK Jake | 29  | 1:02.61  | 15h09:46.818000    |
| 32     | RADZIK Jake | 30  | 1:01.32  | 15h10:48.142000    |
| 32     | RADZIK Jake | 31  | 1:03.49  | 15h11:51.634000    |
| 32     | RADZIK Jake | 32  | 1:03.52  | 15h12:55.154000    |
| 32     | RADZIK Jake | 33  | 1:03.01  | 15h13:58.169000    |
| 32     | RADZIK Jake | 34  | 1:03.70  | 15h15:01.869000    |
| 32     | RADZIK Jake | 35  | 1:06.64  | 15h16:08.509000    |
| 32     | RADZIK Jake | 36  | 1:03.92  | 15h17:12.435000    |
| 32     | RADZIK Jake | 37  | 1:03.37  | 15h18:15.814000    |
| 32     | RADZIK Jake | 38  | 1:06.69  | 15h19:22.509000    |
| 32     | RADZIK Jake | 39  | 1:03.57  | 15h20:26.087000    |

**RICE**

| START |        |    |         |                 |
|-------|--------|----|---------|-----------------|
|       | RICE B |    |         | 14h02:55.271000 |
|       | RICE B | 1  | 1:28.67 | 14h04:23.947000 |
|       | RICE B | 2  | 1:10.94 | 14h05:34.892000 |
|       | RICE B | 3  | 2:57.50 | 14h08:32.396000 |
|       | RICE B | 4  | 1:08.17 | 14h09:40.568000 |
|       | RICE B | 5  | 1:09.80 | 14h10:50.369000 |
|       | RICE B | 6  | 1:19.49 | 14h12:09.861000 |
|       | RICE B | 7  | 1:13.82 | 14h13:23.685000 |
|       | RICE B | 8  | 1:16.87 | 14h14:40.564000 |
|       | RICE B | 9  | 1:20.19 | 14h16:00.759000 |
|       | RICE B | 10 | 1:40.93 | 14h17:41.697000 |
|       | RICE B | 11 | 1:15.12 | 14h18:56.818000 |
|       | RICE B | 12 | 1:20.73 | 14h20:17.556000 |
|       | RICE B | 13 | 1:14.36 | 14h21:31.923000 |
|       | RICE B | 14 | 1:17.34 | 14h22:49.263000 |
|       | RICE B | 15 | 1:28.62 | 14h24:17.888000 |
|       | RICE B | 16 | 1:26.05 | 14h25:43.943000 |
|       | RICE B | 17 | 1:21.91 | 14h27:05.853000 |






| Plate# | Driver        | Lap | Time     | Timing device hour |
|--------|---------------|-----|----------|--------------------|
|        | <b>RICE B</b> | 18  | 1:19.88  | 14h28:25.736000    |
|        | <b>RICE B</b> | 19  | 1:18.02  | 14h29:43.763000    |
|        | <b>RICE B</b> | 20  | 39:15.75 | 15h08:59.521000    |
|        | <b>RICE B</b> | 21  | 1:29.06  | 15h10:28.583000    |
|        | <b>RICE B</b> | 22  | 1:44.16  | 15h12:12.744000    |
|        | <b>RICE B</b> | 23  | 1:18.06  | 15h13:30.806000    |
|        | <b>RICE B</b> | 24  | 1:16.72  | 15h14:47.533000    |
|        | <b>RICE B</b> | 25  | 1:13.86  | 15h16:01.400000    |
|        | <b>RICE B</b> | 26  | 1:19.26  | 15h17:20.662000    |
|        | <b>RICE B</b> | 27  | 1:21.76  | 15h18:42.431000    |
|        | <b>RICE B</b> | 28  | 1:35.77  | 15h20:18.208000    |
|        | <b>RICE B</b> | 29  | 1:21.78  | 15h21:39.994000    |

### RIOUX

| START |                   |    |                |                 |
|-------|-------------------|----|----------------|-----------------|
| 22X   | <b>RIOUX Cody</b> |    |                | 14h02:57.947000 |
| 22X   | <b>RIOUX Cody</b> | 1  | <b>1:25.75</b> | 14h04:23.704000 |
| 22X   | <b>RIOUX Cody</b> | 2  | <b>1:06.65</b> | 14h05:30.357000 |
| 22X   | <b>RIOUX Cody</b> | 3  | <b>1:03.54</b> | 14h06:33.904000 |
| 22X   | <b>RIOUX Cody</b> | 4  | 1:21.13        | 14h07:55.040000 |
| 22X   | <b>RIOUX Cody</b> | 5  | 1:06.62        | 14h09:01.662000 |
| 22X   | <b>RIOUX Cody</b> | 6  | 1:07.10        | 14h10:08.763000 |
| 22X   | <b>RIOUX Cody</b> | 7  | 1:34.66        | 14h11:43.423000 |
| 22X   | <b>RIOUX Cody</b> | 8  | 1:13.73        | 14h12:57.162000 |
| 22X   | <b>RIOUX Cody</b> | 9  | 1:19.73        | 14h14:16.892000 |
| 22X   | <b>RIOUX Cody</b> | 10 | 1:14.57        | 14h15:31.466000 |
| 22X   | <b>RIOUX Cody</b> | 11 | 1:15.73        | 14h16:47.204000 |
| 22X   | <b>RIOUX Cody</b> | 12 | 1:19.52        | 14h18:06.728000 |
| 22X   | <b>RIOUX Cody</b> | 13 | 1:41.89        | 14h19:48.622000 |
| 22X   | <b>RIOUX Cody</b> | 14 | 1:18.80        | 14h21:07.431000 |
| 22X   | <b>RIOUX Cody</b> | 15 | 1:18.67        | 14h22:26.107000 |
| 22X   | <b>RIOUX Cody</b> | 16 | 1:16.20        | 14h23:42.314000 |
| 22X   | <b>RIOUX Cody</b> | 17 | 1:22.70        | 14h25:05.017000 |
| 22X   | <b>RIOUX Cody</b> | 18 | 1:19.95        | 14h26:24.970000 |
| 22X   | <b>RIOUX Cody</b> | 19 | 1:17.45        | 14h27:42.427000 |
| 22X   | <b>RIOUX Cody</b> | 20 | 1:17.37        | 14h28:59.798000 |
| 22X   | <b>RIOUX Cody</b> | 21 | 1:26.13        | 14h30:25.931000 |
| 22X   | <b>RIOUX Cody</b> | 22 | 38:29.02       | 15h08:54.954000 |
| 22X   | <b>RIOUX Cody</b> | 23 | 1:28.45        | 15h10:23.408000 |
| 22X   | <b>RIOUX Cody</b> | 24 | 1:28.66        | 15h11:52.068000 |
| 22X   | <b>RIOUX Cody</b> | 25 | 1:30.66        | 15h13:22.736000 |
| 22X   | <b>RIOUX Cody</b> | 26 | 1:30.29        | 15h14:53.033000 |
| 22X   | <b>RIOUX Cody</b> | 27 | 1:31.37        | 15h16:24.404000 |
| 22X   | <b>RIOUX Cody</b> | 28 | 1:38.30        | 15h18:02.712000 |
| 22X   | <b>RIOUX Cody</b> | 29 | 1:38.12        | 15h19:40.841000 |
| 22X   | <b>RIOUX Cody</b> | 30 | 1:37.69        | 15h21:18.537000 |








Plate# Driver Lap Time Timing device hour

**RODRIQUE**

| START |               |    |                |                 |
|-------|---------------|----|----------------|-----------------|
| 45    | RODRIQUE Cody |    |                | 14h02:53.185000 |
| 45    | RODRIQUE Cody | 1  | <b>1:31.97</b> | 14h04:25.162000 |
| 45    | RODRIQUE Cody | 2  | <b>1:14.70</b> | 14h05:39.869000 |
| 45    | RODRIQUE Cody | 3  | <b>1:13.68</b> | 14h06:53.552000 |
| 45    | RODRIQUE Cody | 4  | <b>1:10.58</b> | 14h08:04.134000 |
| 45    | RODRIQUE Cody | 5  | 1:13.61        | 14h09:17.744000 |
| 45    | RODRIQUE Cody | 6  | 1:17.16        | 14h10:34.904000 |
| 45    | RODRIQUE Cody | 7  | 1:16.97        | 14h11:51.880000 |
| 45    | RODRIQUE Cody | 8  | 1:18.78        | 14h13:10.669000 |
| 45    | RODRIQUE Cody | 9  | 1:21.25        | 14h14:31.927000 |
| 45    | RODRIQUE Cody | 10 | 1:39.93        | 14h16:11.865000 |
| 45    | RODRIQUE Cody | 11 | 1:19.66        | 14h17:31.525000 |
| 45    | RODRIQUE Cody | 12 | 1:25.78        | 14h18:57.306000 |
| 45    | RODRIQUE Cody | 13 | 1:22.96        | 14h20:20.267000 |
| 45    | RODRIQUE Cody | 14 | 1:24.81        | 14h21:45.079000 |
| 45    | RODRIQUE Cody | 15 | 1:28.61        | 14h23:13.697000 |
| 45    | RODRIQUE Cody | 16 | 1:27.19        | 14h24:40.892000 |
| 45    | RODRIQUE Cody | 17 | 1:26.07        | 14h26:06.970000 |
| 45    | RODRIQUE Cody | 18 | 1:32.14        | 14h27:39.119000 |
| 45    | RODRIQUE Cody | 19 | 2:35.37        | 14h30:14.494000 |
| 45    | RODRIQUE Cody | 20 | 38:55.82       | 15h09:10.318000 |
| 45    | RODRIQUE Cody | 21 | 1:27.66        | 15h10:37.978000 |
| 45    | RODRIQUE Cody | 22 | 1:29.78        | 15h12:07.759000 |
| 45    | RODRIQUE Cody | 23 | 1:26.89        | 15h13:34.658000 |
| 45    | RODRIQUE Cody | 24 | 1:33.55        | 15h15:08.208000 |
| 45    | RODRIQUE Cody | 25 | 1:33.67        | 15h16:41.884000 |
| 45    | RODRIQUE Cody | 26 | 1:40.25        | 15h18:22.138000 |
| 45    | RODRIQUE Cody | 27 | 1:44.74        | 15h20:06.884000 |
| 45    | RODRIQUE Cody | 28 | 1:41.57        | 15h21:48.462000 |

**ROMANO**

| START |               |    |                |                 |
|-------|---------------|----|----------------|-----------------|
| 75    | ROMANO Austin |    |                | 14h02:43.052000 |
| 75    | ROMANO Austin | 1  | <b>1:25.63</b> | 14h04:08.685000 |
| 75    | ROMANO Austin | 2  | <b>54.61</b>   | 14h05:03.298000 |
| 75    | ROMANO Austin | 3  | 55.22          | 14h05:58.525000 |
| 75    | ROMANO Austin | 4  | <b>54.48</b>   | 14h06:53.005000 |
| 75    | ROMANO Austin | 5  | 56.65          | 14h07:49.662000 |
| 75    | ROMANO Austin | 6  | 58.15          | 14h08:47.818000 |
| 75    | ROMANO Austin | 7  | 58.42          | 14h09:46.240000 |
| 75    | ROMANO Austin | 8  | 1:00.97        | 14h10:47.212000 |
| 75    | ROMANO Austin | 9  | 1:03.62        | 14h11:50.841000 |
| 75    | ROMANO Austin | 10 | 1:00.75        | 14h12:51.595000 |
| 75    | ROMANO Austin | 11 | 1:01.72        | 14h13:53.322000 |
| 75    | ROMANO Austin | 12 | 1:01.01        | 14h14:54.337000 |
| 75    | ROMANO Austin | 13 | 1:02.18        | 14h15:56.521000 |




| Plate# | Driver        | Lap | Time     | Timing device hour |
|--------|---------------|-----|----------|--------------------|
| 75     | ROMANO Austin | 14  | 1:00.23  | 14h16:56.755000    |
| 75     | ROMANO Austin | 15  | 1:03.36  | 14h18:00.122000    |
| 75     | ROMANO Austin | 16  | 1:03.37  | 14h19:03.501000    |
| 75     | ROMANO Austin | 17  | 1:07.40  | 14h20:10.908000    |
| 75     | ROMANO Austin | 18  | 1:07.54  | 14h21:18.451000    |
| 75     | ROMANO Austin | 19  | 1:03.30  | 14h22:21.755000    |
| 75     | ROMANO Austin | 20  | 1:04.86  | 14h23:26.622000    |
| 75     | ROMANO Austin | 21  | 1:07.46  | 14h24:34.091000    |
| 75     | ROMANO Austin | 22  | 1:09.39  | 14h25:43.486000    |
| 75     | ROMANO Austin | 23  | 1:09.24  | 14h26:52.728000    |
| 75     | ROMANO Austin | 24  | 1:09.39  | 14h28:02.126000    |
| 75     | ROMANO Austin | 25  | 1:06.52  | 14h29:08.650000    |
| 75     | ROMANO Austin | 26  | 1:07.14  | 14h30:15.794000    |
| 75     | ROMANO Austin | 27  | 38:33.97 | 15h08:49.771000    |
| 75     | ROMANO Austin | 28  | 1:15.59  | 15h10:05.361000    |
| 75     | ROMANO Austin | 29  | 1:12.74  | 15h11:18.103000    |
| 75     | ROMANO Austin | 30  | 1:08.58  | 15h12:26.685000    |
| 75     | ROMANO Austin | 31  | 1:09.15  | 15h13:35.837000    |
| 75     | ROMANO Austin | 32  | 1:10.23  | 15h14:46.072000    |
| 75     | ROMANO Austin | 33  | 1:04.84  | 15h15:50.915000    |
| 75     | ROMANO Austin | 34  | 1:04.12  | 15h16:55.040000    |
| 75     | ROMANO Austin | 35  | 1:17.21  | 15h18:12.259000    |
| 75     | ROMANO Austin | 36  | 1:10.01  | 15h19:22.271000    |
| 75     | ROMANO Austin | 37  | 1:05.19  | 15h20:27.466000    |
| 75     | ROMANO Austin | 38  | 1:10.12  | 15h21:37.591000    |

### ROSE JR

| START |                |    |         |                 |
|-------|----------------|----|---------|-----------------|
| 8     | ROSE JR Calvin |    |         | 14h02:45.091000 |
| 8     | ROSE JR Calvin | 1  | 1:26.15 | 14h04:11.244000 |
| 8     | ROSE JR Calvin | 2  | 56.18   | 14h05:07.431000 |
| 8     | ROSE JR Calvin | 3  | 56.22   | 14h06:03.654000 |
| 8     | ROSE JR Calvin | 4  | 57.06   | 14h07:00.716000 |
| 8     | ROSE JR Calvin | 5  | 57.19   | 14h07:57.912000 |
| 8     | ROSE JR Calvin | 6  | 58.27   | 14h08:56.185000 |
| 8     | ROSE JR Calvin | 7  | 59.31   | 14h09:55.497000 |
| 8     | ROSE JR Calvin | 8  | 1:05.31 | 14h11:00.810000 |
| 8     | ROSE JR Calvin | 9  | 1:03.52 | 14h12:04.333000 |
| 8     | ROSE JR Calvin | 10 | 1:03.68 | 14h13:08.021000 |
| 8     | ROSE JR Calvin | 11 | 1:11.55 | 14h14:19.576000 |
| 8     | ROSE JR Calvin | 12 | 1:07.69 | 14h15:27.271000 |
| 8     | ROSE JR Calvin | 13 | 1:08.80 | 14h16:36.072000 |
| 8     | ROSE JR Calvin | 14 | 1:07.42 | 14h17:43.497000 |
| 8     | ROSE JR Calvin | 15 | 1:08.61 | 14h18:52.111000 |
| 8     | ROSE JR Calvin | 16 | 1:06.77 | 14h19:58.888000 |
| 8     | ROSE JR Calvin | 17 | 1:05.69 | 14h21:04.583000 |





Plate# Driver Lap Time Timing device hour


**ST. CYR**

| START |               |    |                |                 |
|-------|---------------|----|----------------|-----------------|
| 92    | ST. CYR Shawn |    |                | 14h02:56.90000  |
| 92    | ST. CYR Shawn | 1  | <b>1:25.22</b> | 14h04:22.126000 |
| 92    | ST. CYR Shawn | 2  | <b>1:03.07</b> | 14h05:25.197000 |
| 92    | ST. CYR Shawn | 3  | <b>1:02.35</b> | 14h06:27.548000 |
| 92    | ST. CYR Shawn | 4  | <b>1:02.17</b> | 14h07:29.720000 |
| 92    | ST. CYR Shawn | 5  | 1:09.08        | 14h08:38.802000 |
| 92    | ST. CYR Shawn | 6  | 1:02.48        | 14h09:41.290000 |
| 92    | ST. CYR Shawn | 7  | 1:02.82        | 14h10:44.119000 |
| 92    | ST. CYR Shawn | 8  | 1:06.79        | 14h11:50.915000 |
| 92    | ST. CYR Shawn | 9  | 1:45.19        | 14h13:36.111000 |
| 92    | ST. CYR Shawn | 10 | 1:13.19        | 14h14:49.310000 |

**STANLEY**

| START |               |    |                |                 |
|-------|---------------|----|----------------|-----------------|
| 7C    | STANLEY Mitch |    |                | 14h02:48.283000 |
| 7C    | STANLEY Mitch | 1  | <b>1:26.51</b> | 14h04:14.802000 |
| 7C    | STANLEY Mitch | 2  | <b>59.11</b>   | 14h05:13.919000 |
| 7C    | STANLEY Mitch | 3  | <b>58.25</b>   | 14h06:12.173000 |
| 7C    | STANLEY Mitch | 4  | 1:00.11        | 14h07:12.290000 |
| 7C    | STANLEY Mitch | 5  | 1:01.57        | 14h08:13.869000 |
| 7C    | STANLEY Mitch | 6  | 1:02.47        | 14h09:16.345000 |
| 7C    | STANLEY Mitch | 7  | 1:03.56        | 14h10:19.912000 |
| 7C    | STANLEY Mitch | 8  | 1:04.15        | 14h11:24.068000 |
| 7C    | STANLEY Mitch | 9  | 1:02.39        | 14h12:26.462000 |
| 7C    | STANLEY Mitch | 10 | 1:04.94        | 14h13:31.408000 |
| 7C    | STANLEY Mitch | 11 | 1:05.63        | 14h14:37.044000 |
| 7C    | STANLEY Mitch | 12 | 1:06.53        | 14h15:43.583000 |
| 7C    | STANLEY Mitch | 13 | 1:05.93        | 14h16:49.521000 |
| 7C    | STANLEY Mitch | 14 | 1:08.57        | 14h17:58.099000 |
| 7C    | STANLEY Mitch | 15 | 1:08.65        | 14h19:06.755000 |
| 7C    | STANLEY Mitch | 16 | 1:08.87        | 14h20:15.634000 |
| 7C    | STANLEY Mitch | 17 | 1:09.32        | 14h21:24.958000 |
| 7C    | STANLEY Mitch | 18 | 1:08.81        | 14h22:33.775000 |
| 7C    | STANLEY Mitch | 19 | 1:11.20        | 14h23:44.982000 |
| 7C    | STANLEY Mitch | 20 | 1:10.14        | 14h24:55.126000 |
| 7C    | STANLEY Mitch | 21 | 1:12.43        | 14h26:07.556000 |
| 7C    | STANLEY Mitch | 22 | 1:32.10        | 14h27:39.662000 |
| 7C    | STANLEY Mitch | 23 | 1:12.72        | 14h28:52.384000 |
| 7C    | STANLEY Mitch | 24 | 1:14.31        | 14h30:06.701000 |
| 7C    | STANLEY Mitch | 25 | 38:36.43       | 15h08:43.138000 |
| 7C    | STANLEY Mitch | 26 | 1:16.96        | 15h10:00.103000 |
| 7C    | STANLEY Mitch | 27 | 1:17.25        | 15h11:17.361000 |
| 7C    | STANLEY Mitch | 28 | 1:17.61        | 15h12:34.974000 |
| 7C    | STANLEY Mitch | 29 | 1:16.87        | 15h13:51.845000 |
| 7C    | STANLEY Mitch | 30 | 1:19.64        | 15h15:11.486000 |
| 7C    | STANLEY Mitch | 31 | 1:18.67        | 15h16:30.165000 |





| Plate# | Driver        | Lap | Time    | Timing device hour |
|--------|---------------|-----|---------|--------------------|
| 7C     | STANLEY Mitch | 32  | 1:22.18 | 15h17:52.349000    |
| 7C     | STANLEY Mitch | 33  | 1:18.91 | 15h19:11.267000    |
| 7C     | STANLEY Mitch | 34  | 1:20.50 | 15h20:31.775000    |

### STEARNS

| START |              |    |                |                 |
|-------|--------------|----|----------------|-----------------|
| 63    | STEARNS Adam |    |                | 14h02:50.732000 |
| 63    | STEARNS Adam | 1  | <b>1:26.14</b> | 14h04:16.880000 |
| 63    | STEARNS Adam | 2  | <b>1:01.09</b> | 14h05:17.978000 |
| 63    | STEARNS Adam | 3  | <b>1:00.41</b> | 14h06:18.396000 |
| 63    | STEARNS Adam | 4  | 1:01.31        | 14h07:19.708000 |
| 63    | STEARNS Adam | 5  | 1:01.27        | 14h08:20.982000 |
| 63    | STEARNS Adam | 6  | 1:03.41        | 14h09:24.396000 |
| 63    | STEARNS Adam | 7  | 1:05.34        | 14h10:29.736000 |
| 63    | STEARNS Adam | 8  | 1:05.35        | 14h11:35.095000 |
| 63    | STEARNS Adam | 9  | 1:05.57        | 14h12:40.665000 |
| 63    | STEARNS Adam | 10 | 1:05.77        | 14h13:46.439000 |
| 63    | STEARNS Adam | 11 | 1:07.43        | 14h14:53.872000 |
| 63    | STEARNS Adam | 12 | 1:07.36        | 14h16:01.232000 |
| 63    | STEARNS Adam | 13 | 1:08.89        | 14h17:10.126000 |
| 63    | STEARNS Adam | 14 | 1:12.58        | 14h18:22.708000 |
| 63    | STEARNS Adam | 15 | 1:09.59        | 14h19:32.298000 |
| 63    | STEARNS Adam | 16 | 1:10.98        | 14h20:43.287000 |
| 63    | STEARNS Adam | 17 | 1:14.28        | 14h21:57.568000 |
| 63    | STEARNS Adam | 18 | 1:12.29        | 14h23:09.865000 |
| 63    | STEARNS Adam | 19 | 1:13.61        | 14h24:23.478000 |
| 63    | STEARNS Adam | 20 | 1:14.03        | 14h25:37.509000 |
| 63    | STEARNS Adam | 21 | 1:12.59        | 14h26:50.099000 |
| 63    | STEARNS Adam | 22 | 1:12.86        | 14h28:02.966000 |
| 63    | STEARNS Adam | 23 | 1:26.66        | 14h29:29.626000 |
| 63    | STEARNS Adam | 24 | 39:15.66       | 15h08:45.290000 |
| 63    | STEARNS Adam | 25 | 1:13.71        | 15h09:59.009000 |
| 63    | STEARNS Adam | 26 | 1:14.00        | 15h11:13.013000 |
| 63    | STEARNS Adam | 27 | 1:15.34        | 15h12:28.353000 |
| 63    | STEARNS Adam | 28 | 1:16.06        | 15h13:44.415000 |
| 63    | STEARNS Adam | 29 | 1:21.04        | 15h15:05.458000 |
| 63    | STEARNS Adam | 30 | 1:22.30        | 15h16:27.767000 |
| 63    | STEARNS Adam | 31 | 1:23.65        | 15h17:51.419000 |
| 63    | STEARNS Adam | 32 | 1:18.59        | 15h19:10.009000 |
| 63    | STEARNS Adam | 33 | 1:15.74        | 15h20:25.751000 |

### SULLIVAN

| START |               |   |                |                 |
|-------|---------------|---|----------------|-----------------|
| 54    | SULLIVAN Ryan |   |                | 14h02:51.790000 |
| 54    | SULLIVAN Ryan | 1 | <b>1:24.10</b> | 14h04:15.896000 |
| 54    | SULLIVAN Ryan | 2 | <b>57.41</b>   | 14h05:13.314000 |
| 54    | SULLIVAN Ryan | 3 | <b>54.37</b>   | 14h06:07.693000 |




| Plate# | Driver        | Lap | Time     | Timing device hour |
|--------|---------------|-----|----------|--------------------|
| 54     | SULLIVAN Ryan | 4   | 56.37    | 14h07:04.072000    |
| 54     | SULLIVAN Ryan | 5   | 55.84    | 14h07:59.919000    |
| 54     | SULLIVAN Ryan | 6   | 58.88    | 14h08:58.802000    |
| 54     | SULLIVAN Ryan | 7   | 57.55    | 14h09:56.357000    |
| 54     | SULLIVAN Ryan | 8   | 59.24    | 14h10:55.603000    |
| 54     | SULLIVAN Ryan | 9   | 1:01.11  | 14h11:56.720000    |
| 54     | SULLIVAN Ryan | 10  | 1:02.87  | 14h12:59.595000    |
| 54     | SULLIVAN Ryan | 11  | 1:06.03  | 14h14:05.634000    |
| 54     | SULLIVAN Ryan | 12  | 1:01.23  | 14h15:06.872000    |
| 54     | SULLIVAN Ryan | 13  | 1:04.29  | 14h16:11.169000    |
| 54     | SULLIVAN Ryan | 14  | 1:02.29  | 14h17:13.466000    |
| 54     | SULLIVAN Ryan | 15  | 1:05.51  | 14h18:18.982000    |
| 54     | SULLIVAN Ryan | 16  | 1:03.60  | 14h19:22.583000    |
| 54     | SULLIVAN Ryan | 17  | 1:07.57  | 14h20:30.158000    |
| 54     | SULLIVAN Ryan | 18  | 1:05.57  | 14h21:35.732000    |
| 54     | SULLIVAN Ryan | 19  | 1:04.17  | 14h22:39.904000    |
| 54     | SULLIVAN Ryan | 20  | 1:05.65  | 14h23:45.556000    |
| 54     | SULLIVAN Ryan | 21  | 1:11.79  | 14h24:57.353000    |
| 54     | SULLIVAN Ryan | 22  | 1:05.48  | 14h26:02.833000    |
| 54     | SULLIVAN Ryan | 23  | 1:05.70  | 14h27:08.537000    |
| 54     | SULLIVAN Ryan | 24  | 1:09.10  | 14h28:17.646000    |
| 54     | SULLIVAN Ryan | 25  | 1:23.90  | 14h29:41.548000    |
| 54     | SULLIVAN Ryan | 26  | 39:11.90 | 15h08:53.454000    |
| 54     | SULLIVAN Ryan | 27  | 1:11.04  | 15h10:04.497000    |
| 54     | SULLIVAN Ryan | 28  | 1:13.90  | 15h11:18.404000    |
| 54     | SULLIVAN Ryan | 29  | 1:15.79  | 15h12:34.201000    |
| 54     | SULLIVAN Ryan | 30  | 1:15.38  | 15h13:49.587000    |
| 54     | SULLIVAN Ryan | 31  | 1:16.11  | 15h15:05.697000    |
| 54     | SULLIVAN Ryan | 32  | 1:13.36  | 15h16:19.064000    |
| 54     | SULLIVAN Ryan | 33  | 1:13.44  | 15h17:32.509000    |
| 54     | SULLIVAN Ryan | 34  | 1:13.87  | 15h18:46.380000    |
| 54     | SULLIVAN Ryan | 35  | 1:13.31  | 15h19:59.697000    |
| 54     | SULLIVAN Ryan | 36  | 1:12.79  | 15h21:12.494000    |

### TAYLOR

| START |              |    |         |                 |
|-------|--------------|----|---------|-----------------|
| 65CT  | TAYLOR Chris |    |         | 14h02:46.681000 |
| 65CT  | TAYLOR Chris | 1  | 1:26.14 | 14h04:12.826000 |
| 65CT  | TAYLOR Chris | 2  | 1:02.41 | 14h05:15.244000 |
| 65CT  | TAYLOR Chris | 3  | 1:00.27 | 14h06:15.521000 |
| 65CT  | TAYLOR Chris | 4  | 1:00.94 | 14h07:16.462000 |
| 65CT  | TAYLOR Chris | 5  | 1:01.27 | 14h08:17.732000 |
| 65CT  | TAYLOR Chris | 6  | 1:02.50 | 14h09:20.236000 |
| 65CT  | TAYLOR Chris | 7  | 1:30.34 | 14h10:50.579000 |
| 65CT  | TAYLOR Chris | 8  | 1:02.23 | 14h11:52.814000 |
| 65CT  | TAYLOR Chris | 9  | 1:05.54 | 14h12:58.357000 |
| 65CT  | TAYLOR Chris | 10 | 1:06.89 | 14h14:05.251000 |
| 65CT  | TAYLOR Chris | 11 | 1:18.79 | 14h15:24.048000 |
| 65CT  | TAYLOR Chris | 12 | 1:05.20 | 14h16:29.255000 |








| Plate# | Driver       | Lap | Time     | Timing device hour |
|--------|--------------|-----|----------|--------------------|
| 65CT   | TAYLOR Chris | 13  | 1:04.68  | 14h17:33.943000    |
| 65CT   | TAYLOR Chris | 14  | 1:10.34  | 14h18:44.290000    |
| 65CT   | TAYLOR Chris | 15  | 1:11.18  | 14h19:55.478000    |
| 65CT   | TAYLOR Chris | 16  | 1:11.23  | 14h21:06.708000    |
| 65CT   | TAYLOR Chris | 17  | 1:08.43  | 14h22:15.142000    |
| 65CT   | TAYLOR Chris | 18  | 1:08.46  | 14h23:23.607000    |
| 65CT   | TAYLOR Chris | 19  | 1:09.21  | 14h24:32.826000    |
| 65CT   | TAYLOR Chris | 20  | 1:06.67  | 14h25:39.505000    |
| 65CT   | TAYLOR Chris | 21  | 1:07.85  | 14h26:47.357000    |
| 65CT   | TAYLOR Chris | 22  | 1:07.90  | 14h27:55.259000    |
| 65CT   | TAYLOR Chris | 23  | 1:08.73  | 14h29:03.994000    |
| 65CT   | TAYLOR Chris | 24  | 1:08.59  | 14h30:12.587000    |
| 65CT   | TAYLOR Chris | 25  | 38:42.05 | 15h08:54.638000    |
| 65CT   | TAYLOR Chris | 26  | 1:12.65  | 15h10:07.294000    |
| 65CT   | TAYLOR Chris | 27  | 1:12.64  | 15h11:19.943000    |
| 65CT   | TAYLOR Chris | 28  | 1:11.85  | 15h12:31.802000    |
| 65CT   | TAYLOR Chris | 29  | 1:09.18  | 15h13:40.990000    |
| 65CT   | TAYLOR Chris | 30  | 1:13.85  | 15h14:54.845000    |
| 65CT   | TAYLOR Chris | 31  | 1:17.06  | 15h16:11.908000    |
| 65CT   | TAYLOR Chris | 32  | 1:12.21  | 15h17:24.122000    |
| 65CT   | TAYLOR Chris | 33  | 1:12.84  | 15h18:36.962000    |
| 65CT   | TAYLOR Chris | 34  | 1:10.97  | 15h19:47.935000    |
| 65CT   | TAYLOR Chris | 35  | 1:12.71  | 15h21:00.646000    |

### VACHON

| START |               |    |          |                 |
|-------|---------------|----|----------|-----------------|
| 43    | VACHON Dustin |    |          | 14h02:49.704000 |
| 43    | VACHON Dustin | 1  | 1:25.60  | 14h04:15.306000 |
| 43    | VACHON Dustin | 2  | 1:03.07  | 14h05:18.376000 |
| 43    | VACHON Dustin | 3  | 1:01.64  | 14h06:20.017000 |
| 43    | VACHON Dustin | 4  | 1:04.05  | 14h07:24.076000 |
| 43    | VACHON Dustin | 5  | 1:05.16  | 14h08:29.240000 |
| 43    | VACHON Dustin | 6  | 1:05.00  | 14h09:34.247000 |
| 43    | VACHON Dustin | 7  | 1:08.34  | 14h10:42.595000 |
| 43    | VACHON Dustin | 8  | 1:08.02  | 14h11:50.619000 |
| 43    | VACHON Dustin | 9  | 1:06.75  | 14h12:57.376000 |
| 43    | VACHON Dustin | 10 | 55:52.30 | 15h08:49.681000 |
| 43    | VACHON Dustin | 11 | 1:14.57  | 15h10:04.251000 |
| 43    | VACHON Dustin | 12 | 1:13.36  | 15h11:17.619000 |
| 43    | VACHON Dustin | 13 | 1:27.16  | 15h12:44.779000 |
| 43    | VACHON Dustin | 14 | 1:15.95  | 15h14:00.732000 |
| 43    | VACHON Dustin | 15 | 1:20.64  | 15h15:21.380000 |
| 43    | VACHON Dustin | 16 | 1:21.10  | 15h16:42.482000 |
| 43    | VACHON Dustin | 17 | 1:23.34  | 15h18:05.826000 |
| 43    | VACHON Dustin | 18 | 1:21.18  | 15h19:27.009000 |
| 43    | VACHON Dustin | 19 | 1:22.49  | 15h20:49.505000 |





Plate# Driver Lap Time Timing device hour

**VARNEY**

| START |              |    |                |                 |
|-------|--------------|----|----------------|-----------------|
| 3     | VARNEY Frank |    |                | 14h02:40.990000 |
| 3     | VARNEY Frank | 1  | <b>1:26.72</b> | 14h04:07.712000 |
| 3     | VARNEY Frank | 2  | <b>54.28</b>   | 14h05:01.994000 |
| 3     | VARNEY Frank | 3  | <b>53.21</b>   | 14h05:55.204000 |
| 3     | VARNEY Frank | 4  | 56.39          | 14h06:51.603000 |
| 3     | VARNEY Frank | 5  | 57.91          | 14h07:49.521000 |
| 3     | VARNEY Frank | 6  | 57.32          | 14h08:46.845000 |
| 3     | VARNEY Frank | 7  | 58.19          | 14h09:45.040000 |
| 3     | VARNEY Frank | 8  | 1:00.73        | 14h10:45.771000 |
| 3     | VARNEY Frank | 9  | 1:00.99        | 14h11:46.767000 |
| 3     | VARNEY Frank | 10 | 59.24          | 14h12:46.013000 |
| 3     | VARNEY Frank | 11 | 1:00.93        | 14h13:46.947000 |
| 3     | VARNEY Frank | 12 | 1:03.78        | 14h14:50.736000 |
| 3     | VARNEY Frank | 13 | 1:02.55        | 14h15:53.287000 |
| 3     | VARNEY Frank | 14 | 1:03.24        | 14h16:56.533000 |
| 3     | VARNEY Frank | 15 | 1:03.50        | 14h18:00.037000 |
| 3     | VARNEY Frank | 16 | 1:03.14        | 14h19:03.185000 |
| 3     | VARNEY Frank | 17 | 1:05.98        | 14h20:09.169000 |
| 3     | VARNEY Frank | 18 | 1:08.30        | 14h21:17.470000 |
| 3     | VARNEY Frank | 19 | 1:06.84        | 14h22:24.310000 |
| 3     | VARNEY Frank | 20 | 1:06.78        | 14h23:31.099000 |
| 3     | VARNEY Frank | 21 | 1:10.12        | 14h24:41.228000 |
| 3     | VARNEY Frank | 22 | 1:10.19        | 14h25:51.419000 |
| 3     | VARNEY Frank | 23 | 1:08.99        | 14h27:00.412000 |
| 3     | VARNEY Frank | 24 | 1:05.50        | 14h28:05.915000 |
| 3     | VARNEY Frank | 25 | 1:06.34        | 14h29:12.255000 |
| 3     | VARNEY Frank | 26 | 1:05.83        | 14h30:18.087000 |
| 3     | VARNEY Frank | 27 | 38:40.51       | 15h08:58.603000 |
| 3     | VARNEY Frank | 28 | 1:09.55        | 15h10:08.162000 |
| 3     | VARNEY Frank | 29 | 1:08.86        | 15h11:17.025000 |
| 3     | VARNEY Frank | 30 | 1:06.89        | 15h12:23.923000 |
| 3     | VARNEY Frank | 31 | 1:08.69        | 15h13:32.622000 |
| 3     | VARNEY Frank | 32 | 1:09.21        | 15h14:41.841000 |
| 3     | VARNEY Frank | 33 | 1:25.04        | 15h16:06.888000 |
| 3     | VARNEY Frank | 34 | 1:18.05        | 15h17:24.943000 |
| 3     | VARNEY Frank | 35 | 1:13.95        | 15h18:38.896000 |
| 3     | VARNEY Frank | 36 | 1:15.22        | 15h19:54.122000 |
| 3     | VARNEY Frank | 37 | 1:09.29        | 15h21:03.419000 |
| 3     | VARNEY Frank | 38 | 1:12.41        | 15h22:15.829000 |

**WARREN**

| START |            |   |                |                 |
|-------|------------|---|----------------|-----------------|
|       | WARREN Sam |   |                | 14h02:59.880000 |
|       | WARREN Sam | 1 | <b>1:24.09</b> | 14h04:23.978000 |
|       | WARREN Sam | 2 | <b>1:02.76</b> | 14h05:26.740000 |
|       | WARREN Sam | 3 | 1:03.49        | 14h06:30.232000 |






| Plate# | Driver     | Lap | Time    | Timing device hour |
|--------|------------|-----|---------|--------------------|
|        | WARREN Sam | 4   | 1:04.05 | 14h07:34.283000    |
|        | WARREN Sam | 5   | 1:09.84 | 14h08:44.126000    |
|        | WARREN Sam | 6   | 1:05.87 | 14h09:49.997000    |
|        | WARREN Sam | 7   | 1:08.09 | 14h10:58.095000    |

### WHITEHOUSE

| START |                 |    |         |                 |
|-------|-----------------|----|---------|-----------------|
| 280   | WHITEHOUSE Adam |    |         | 14h02:49.091000 |
| 281   | WHITEHOUSE Matt |    |         | 14h02:53.759000 |
| 280   | WHITEHOUSE Adam | 1  | 1:26.06 | 14h04:15.154000 |
| 281   | WHITEHOUSE Matt | 1  | 1:26.62 | 14h04:20.388000 |
| 280   | WHITEHOUSE Adam | 2  | 1:01.35 | 14h05:16.505000 |
| 281   | WHITEHOUSE Matt | 2  | 1:03.27 | 14h05:23.658000 |
| 280   | WHITEHOUSE Adam | 3  | 1:01.98 | 14h06:18.490000 |
| 281   | WHITEHOUSE Matt | 3  | 1:05.48 | 14h06:29.146000 |
| 280   | WHITEHOUSE Adam | 4  | 1:04.64 | 14h07:23.138000 |
| 281   | WHITEHOUSE Matt | 4  | 1:04.25 | 14h07:33.400000 |
| 280   | WHITEHOUSE Adam | 5  | 1:01.70 | 14h08:24.845000 |
| 281   | WHITEHOUSE Matt | 5  | 1:06.14 | 14h08:39.548000 |
| 280   | WHITEHOUSE Adam | 6  | 1:04.52 | 14h09:29.372000 |
| 281   | WHITEHOUSE Matt | 6  | 1:06.30 | 14h09:45.849000 |
| 280   | WHITEHOUSE Adam | 7  | 1:06.86 | 14h10:36.240000 |
| 281   | WHITEHOUSE Matt | 7  | 1:06.32 | 14h10:52.173000 |
| 280   | WHITEHOUSE Adam | 8  | 1:04.41 | 14h11:40.654000 |
| 281   | WHITEHOUSE Matt | 8  | 1:08.12 | 14h12:00.294000 |
| 280   | WHITEHOUSE Adam | 9  | 1:04.51 | 14h12:45.169000 |
| 281   | WHITEHOUSE Matt | 9  | 1:09.37 | 14h13:09.665000 |
| 280   | WHITEHOUSE Adam | 10 | 1:09.11 | 14h13:54.279000 |
| 281   | WHITEHOUSE Matt | 10 | 1:08.80 | 14h14:18.470000 |
| 280   | WHITEHOUSE Adam | 11 | 1:06.01 | 14h15:00.294000 |
| 281   | WHITEHOUSE Matt | 11 | 1:24.16 | 14h15:42.638000 |
| 280   | WHITEHOUSE Adam | 12 | 1:03.99 | 14h16:04.287000 |
| 281   | WHITEHOUSE Matt | 12 | 1:11.24 | 14h16:53.880000 |
| 280   | WHITEHOUSE Adam | 13 | 1:06.29 | 14h17:10.583000 |
| 281   | WHITEHOUSE Matt | 13 | 1:12.87 | 14h18:06.755000 |
| 280   | WHITEHOUSE Adam | 14 | 1:07.86 | 14h18:18.451000 |
| 281   | WHITEHOUSE Matt | 14 | 1:13.51 | 14h19:20.271000 |
| 280   | WHITEHOUSE Adam | 15 | 1:10.08 | 14h19:28.537000 |
| 281   | WHITEHOUSE Matt | 15 | 1:10.68 | 14h20:30.951000 |
| 280   | WHITEHOUSE Adam | 16 | 1:07.50 | 14h20:36.044000 |
| 281   | WHITEHOUSE Matt | 16 | 1:09.42 | 14h21:40.372000 |
| 280   | WHITEHOUSE Adam | 17 | 1:09.68 | 14h21:45.728000 |
| 280   | WHITEHOUSE Adam | 18 | 1:09.40 | 14h22:55.134000 |
| 281   | WHITEHOUSE Matt | 17 | 1:44.74 | 14h23:25.115000 |
| 280   | WHITEHOUSE Adam | 19 | 1:12.54 | 14h24:07.681000 |
| 280   | WHITEHOUSE Adam | 20 | 1:09.80 | 14h25:17.482000 |
| 280   | WHITEHOUSE Adam | 21 | 1:09.41 | 14h26:26.892000 |
| 280   | WHITEHOUSE Adam | 22 | 1:16.61 | 14h27:43.509000 |
| 280   | WHITEHOUSE Adam | 23 | 1:13.72 | 14h28:57.236000 |



| Plate# | Driver          | Lap | Time     | Timing device hour |
|--------|-----------------|-----|----------|--------------------|
| 280    | WHITEHOUSE Adam | 24  | 1:10.97  | 14h30:08.208000    |
| 280    | WHITEHOUSE Adam | 25  | 38:44.98 | 15h08:53.197000    |
| 280    | WHITEHOUSE Adam | 26  | 1:17.82  | 15h10:11.021000    |
| 280    | WHITEHOUSE Adam | 27  | 1:16.50  | 15h11:27.525000    |
| 280    | WHITEHOUSE Adam | 28  | 1:14.44  | 15h12:41.966000    |
| 280    | WHITEHOUSE Adam | 29  | 1:15.45  | 15h13:57.419000    |
| 280    | WHITEHOUSE Adam | 30  | 1:17.14  | 15h15:14.564000    |
| 280    | WHITEHOUSE Adam | 31  | 1:19.21  | 15h16:33.783000    |
| 280    | WHITEHOUSE Adam | 32  | 1:20.89  | 15h17:54.673000    |
| 280    | WHITEHOUSE Adam | 33  | 1:26.34  | 15h19:21.017000    |
| 280    | WHITEHOUSE Adam | 34  | 1:18.23  | 15h20:39.255000    |

### WILDES

| START |              |    |         |                 |
|-------|--------------|----|---------|-----------------|
| 33    | WILDES Derek |    |         | 14h02:47.095000 |
| 33    | WILDES Derek | 1  | 1:26.39 | 14h04:13.486000 |
| 33    | WILDES Derek | 2  | 1:02.32 | 14h05:15.810000 |
| 33    | WILDES Derek | 3  | 1:02.00 | 14h06:17.814000 |
| 33    | WILDES Derek | 4  | 1:04.70 | 14h07:22.521000 |
| 33    | WILDES Derek | 5  | 1:04.89 | 14h08:27.412000 |
| 33    | WILDES Derek | 6  | 1:21.67 | 14h09:49.091000 |
| 33    | WILDES Derek | 7  | 1:11.19 | 14h11:00.287000 |
| 33    | WILDES Derek | 8  | 1:12.25 | 14h12:12.537000 |
| 33    | WILDES Derek | 9  | 1:14.35 | 14h13:26.896000 |
| 33    | WILDES Derek | 10 | 1:20.10 | 14h14:47.005000 |

### WILLIAMS

| START |               |    |         |                 |
|-------|---------------|----|---------|-----------------|
| 69XX  | WILLIAMS Adam |    |         | 14h02:48.841000 |
| 69XX  | WILLIAMS Adam | 1  | 1:26.24 | 14h04:15.083000 |
| 69XX  | WILLIAMS Adam | 2  | 1:00.05 | 14h05:15.138000 |
| 69XX  | WILLIAMS Adam | 3  | 1:00.69 | 14h06:15.829000 |
| 69XX  | WILLIAMS Adam | 4  | 1:00.55 | 14h07:16.380000 |
| 69XX  | WILLIAMS Adam | 5  | 1:00.68 | 14h08:17.068000 |
| 69XX  | WILLIAMS Adam | 6  | 1:02.41 | 14h09:19.482000 |
| 69XX  | WILLIAMS Adam | 7  | 1:02.03 | 14h10:21.513000 |
| 69XX  | WILLIAMS Adam | 8  | 1:10.83 | 14h11:32.345000 |
| 69XX  | WILLIAMS Adam | 9  | 1:06.00 | 14h12:38.345000 |
| 69XX  | WILLIAMS Adam | 10 | 1:06.08 | 14h13:44.427000 |
| 69XX  | WILLIAMS Adam | 11 | 1:13.19 | 14h14:57.626000 |
| 69XX  | WILLIAMS Adam | 12 | 1:08.19 | 14h16:05.818000 |
| 69XX  | WILLIAMS Adam | 13 | 1:06.18 | 14h17:12.001000 |
| 69XX  | WILLIAMS Adam | 14 | 1:06.36 | 14h18:18.361000 |
| 69XX  | WILLIAMS Adam | 15 | 1:08.07 | 14h19:26.435000 |
| 69XX  | WILLIAMS Adam | 16 | 1:07.33 | 14h20:33.767000 |
| 69XX  | WILLIAMS Adam | 17 | 1:17.77 | 14h21:51.537000 |
| 69XX  | WILLIAMS Adam | 18 | 1:16.19 | 14h23:07.732000 |



| Plate# | Driver        | Lap | Time     | Timing device hour |
|--------|---------------|-----|----------|--------------------|
| 69XX   | WILLIAMS Adam | 19  | 1:14.32  | 14h24:22.052000    |
| 69XX   | WILLIAMS Adam | 20  | 1:12.69  | 14h25:34.744000    |
| 69XX   | WILLIAMS Adam | 21  | 1:12.66  | 14h26:47.408000    |
| 69XX   | WILLIAMS Adam | 22  | 1:19.08  | 14h28:06.494000    |
| 69XX   | WILLIAMS Adam | 23  | 1:18.56  | 14h29:25.056000    |
| 69XX   | WILLIAMS Adam | 24  | 38:59.36 | 15h08:24.423000    |
| 69XX   | WILLIAMS Adam | 25  | 1:13.95  | 15h09:38.376000    |
| 69XX   | WILLIAMS Adam | 26  | 1:13.57  | 15h10:51.954000    |
| 69XX   | WILLIAMS Adam | 27  | 1:12.64  | 15h12:04.603000    |
| 69XX   | WILLIAMS Adam | 28  | 1:16.53  | 15h13:21.138000    |
| 69XX   | WILLIAMS Adam | 29  | 1:14.33  | 15h14:35.474000    |
| 69XX   | WILLIAMS Adam | 30  | 1:15.34  | 15h15:50.822000    |
| 69XX   | WILLIAMS Adam | 31  | 1:13.66  | 15h17:04.490000    |
| 69XX   | WILLIAMS Adam | 32  | 1:14.64  | 15h18:19.130000    |
| 69XX   | WILLIAMS Adam | 33  | 1:19.83  | 15h19:38.966000    |
| 69XX   | WILLIAMS Adam | 34  | 1:17.29  | 15h20:56.259000    |

### WORK

| START |            |    |          |                 |
|-------|------------|----|----------|-----------------|
| 5W    | WORK Jason |    |          | 14h02:53.982000 |
| 5W    | WORK Jason | 1  | 1:26.34  | 14h04:20.326000 |
| 5W    | WORK Jason | 2  | 1:01.60  | 14h05:21.935000 |
| 5W    | WORK Jason | 3  | 1:00.23  | 14h06:22.169000 |
| 5W    | WORK Jason | 4  | 1:01.40  | 14h07:23.576000 |
| 5W    | WORK Jason | 5  | 1:02.97  | 14h08:26.548000 |
| 5W    | WORK Jason | 6  | 1:01.97  | 14h09:28.525000 |
| 5W    | WORK Jason | 7  | 59:41.51 | 15h09:10.044000 |
| 5W    | WORK Jason | 8  | 1:15.23  | 15h10:25.279000 |
| 5W    | WORK Jason | 9  | 1:17.12  | 15h11:42.404000 |
| 5W    | WORK Jason | 10 | 1:23.82  | 15h13:06.228000 |

### ZUPAINIC

| START |            |    |         |                 |
|-------|------------|----|---------|-----------------|
|       | ZUPAINIC J |    |         | 14h02:58.872000 |
|       | ZUPAINIC J | 1  | 1:24.61 | 14h04:23.490000 |
|       | ZUPAINIC J | 2  | 1:02.98 | 14h05:26.474000 |
|       | ZUPAINIC J | 3  | 1:02.51 | 14h06:28.986000 |
|       | ZUPAINIC J | 4  | 1:02.81 | 14h07:31.798000 |
|       | ZUPAINIC J | 5  | 1:03.94 | 14h08:35.747000 |
|       | ZUPAINIC J | 6  | 1:04.27 | 14h09:40.017000 |
|       | ZUPAINIC J | 7  | 1:03.02 | 14h10:43.040000 |
|       | ZUPAINIC J | 8  | 1:40.81 | 14h12:23.853000 |
|       | ZUPAINIC J | 9  | 1:08.84 | 14h13:32.697000 |
|       | ZUPAINIC J | 10 | 1:10.46 | 14h14:43.162000 |
|       | ZUPAINIC J | 11 | 1:06.50 | 14h15:49.662000 |
|       | ZUPAINIC J | 12 | 1:04.33 | 14h16:53.994000 |
|       | ZUPAINIC J | 13 | 1:08.12 | 14h18:02.115000 |







| Plate# | Driver     | Lap | Time     | Timing device hour |
|--------|------------|-----|----------|--------------------|
|        | ZUPAINIC J | 14  | 1:42.55  | 14h19:44.669000    |
|        | ZUPAINIC J | 15  | 1:10.64  | 14h20:55.310000    |
|        | ZUPAINIC J | 16  | 1:08.27  | 14h22:03.583000    |
|        | ZUPAINIC J | 17  | 1:09.98  | 14h23:13.564000    |
|        | ZUPAINIC J | 18  | 1:17.37  | 14h24:30.939000    |
|        | ZUPAINIC J | 19  | 1:13.44  | 14h25:44.380000    |
|        | ZUPAINIC J | 20  | 1:14.36  | 14h26:58.744000    |
|        | ZUPAINIC J | 21  | 1:13.65  | 14h28:12.396000    |
|        | ZUPAINIC J | 22  | 1:23.10  | 14h29:35.505000    |
|        | ZUPAINIC J | 23  | 39:26.01 | 15h09:01.521000    |
|        | ZUPAINIC J | 24  | 1:17.81  | 15h10:19.333000    |
|        | ZUPAINIC J | 25  | 1:19.59  | 15h11:38.927000    |
|        | ZUPAINIC J | 26  | 1:14.14  | 15h12:53.072000    |
|        | ZUPAINIC J | 27  | 1:13.53  | 15h14:06.603000    |
|        | ZUPAINIC J | 28  | 1:19.77  | 15h15:26.376000    |
|        | ZUPAINIC J | 29  | 1:13.91  | 15h16:40.294000    |
|        | ZUPAINIC J | 30  | 1:15.17  | 15h17:55.470000    |
|        | ZUPAINIC J | 31  | 1:16.99  | 15h19:12.462000    |
|        | ZUPAINIC J | 32  | 2:59.85  | 15h22:12.318000    |